



Province of Isabela

PROVINCIAL ACCOUNTANT'S OFFICE ACCOMPLISHMENT REPORT FISCAL YEAR 2022



QUALITY POLICY

The Provincial Accountant's Office is committed to deliver quality service to clients and stakeholders through its dedicated and competent workforce that adopts discipline and skills in financial reporting and processing of claims.

PART I. FINANCIAL REPORTS

A. GENERAL FUND PROPER (GF PROPER)

Provincial Government of Isabela
General Fund Proper
Comparative Statement of Financial Position
Years Ended December 31, 2021 and 2022

Assets

Current Assets	Year 2022	Year 2021
Cash and Cash Equivalents	₱2,834,659,662.57	₱1,841,967,887.14
Receivables	567,158,841.02	107,908,374.52
Inventories	140,332,268.45	113,475,795.72
Prepayments and Deferred Charges	60,789,238.94	76,593,953.59
Total Current Assets	₱3,602,940,010.98	₱2,139,946,010.97
Non-Current Assets	Year 2022	Year 2021
Investments	2,500,000.00	2,500,000.00
Receivables	3,549,493.30	332,191,954.70
Property, Plant and Equipment	9,440,631,653.19	9,733,186,962.22
Biological Assets	13,802,440.00	14,484,049.29
Total Non-Current Assets	₱9,460,483,586.49	₱10,082,362,966.21
Total Assets	₱13,063,423,597.47	₱12,222,308,977.18

Liabilities

Current Liabilities	Year 2022	Year 2021
Financial Liabilities	₱375,371,353.93	₱271,785,375.34
Inter-Agency Payables	22,554,162.72	17,615,596.76
Trust Liabilities	18,568,215.44	5,989,641.21
Deferred Credits/Unearned Income		2,459,035.63
Other Payables	19,478,204.26	3,667,658.53
Total Current Liabilities	₱435,971,936.35	₱301,517,307.47
Non-Current Liabilities	Year 2022	Year 2021
Financial Liabilities	₱2,535,739,005.83	₱2,496,198,191.98
Inter-Agency Payables		10,849,567.16
Trust Liabilities		1,478,487.88
Other Payables		15,462,083.08
Total Non-Current Liabilities	₱2,535,739,005.83	₱2,523,988,330.10
Total Liabilities	₱2,971,710,942.18	₱2,825,505,637.57

Net Assets/Equity	Year 2022	Year 2021
Equity		
Government Equity	₱10,091,712,655.29	₱9,396,803,339.61
Total Net Assets/Equity	₱10,091,712,655.29	₱9,396,803,339.61
Total Liabilities and Net Assets/Equity	₱13,063,423,597.47	₱12,222,308,977.18

General Fund Proper

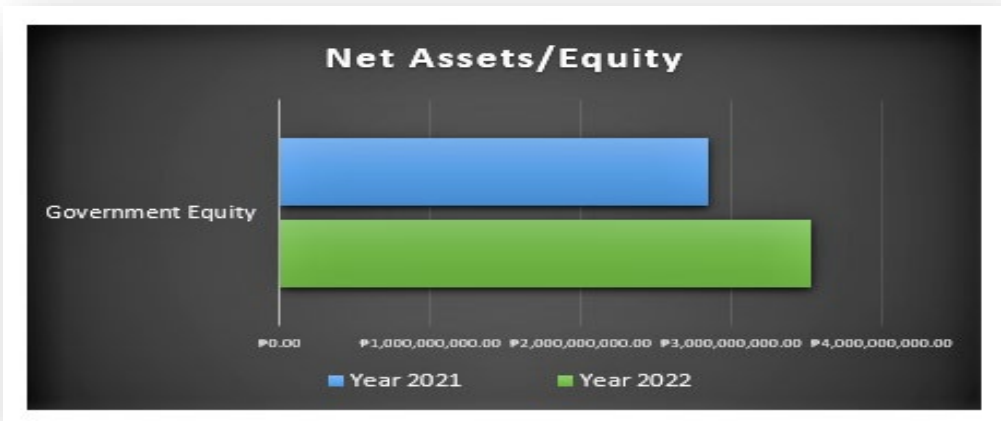
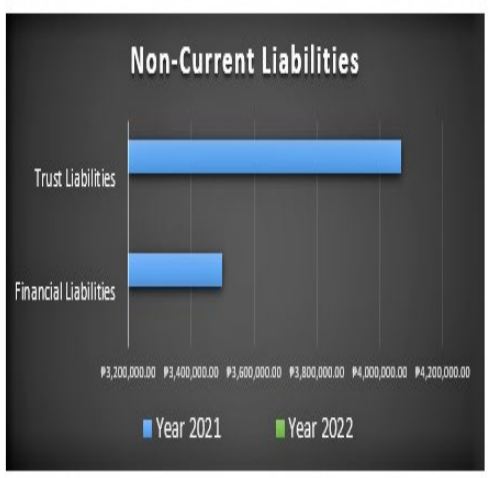
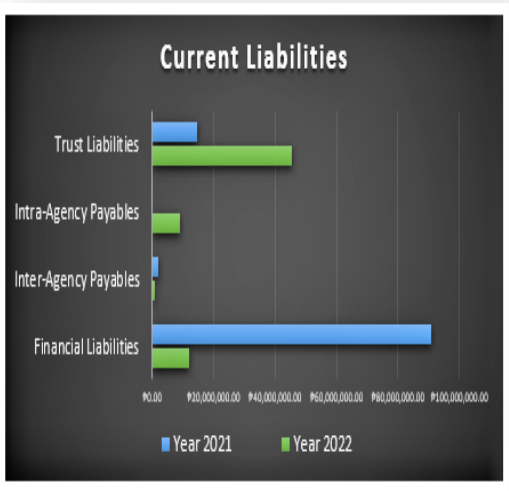
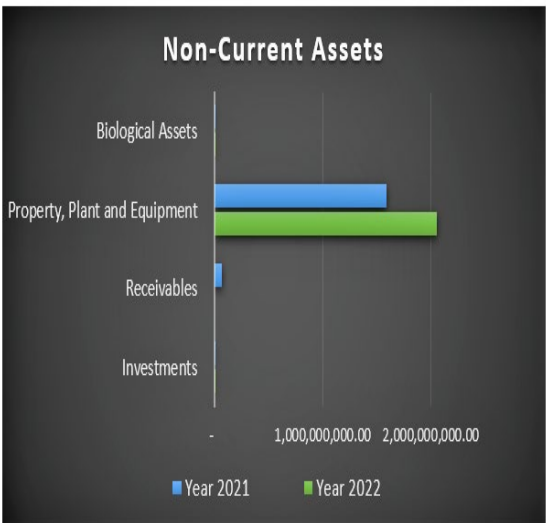
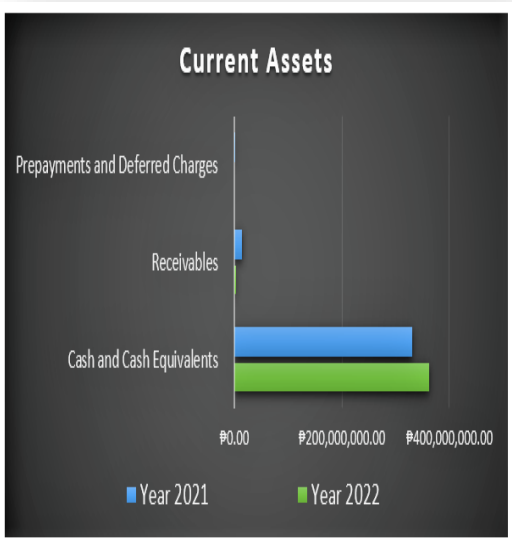


B. ECONOMIC DEVELOPMENT FUND

Provincial Government of Isabela 20% Economic Development Fund Comparative Statement of Financial Position Years Ended December 31, 2021 and 2022		
Assets		
Current Assets	Year 2022	Year 2021
Cash and Cash Equivalents	₱1,339,713,184.66	₱974,056,013.77
Receivables	140,918,673.09	271,813,176.17
Inventories	17,145,150.00	17,388,157.36
Prepayments and Deferred Charges	36,454,008.75	40,227,511.45
Total Current Assets	₱1,534,231,016.50	₱1,303,484,858.75
Non-Current Assets	Year 2022	Year 2021
Investments	7,500,000.00	7,500,000.00
Receivables		62,489,880.69
Property, Plant and Equipment	2,057,074,213.37	1,585,407,803.57
Biological Assets	2,876,510.00	3,371,300.00
Total Non-Current Assets	₱2,067,450,723.37	₱1,658,768,984.26
Total Assets	₱3,601,681,739.87	₱2,962,253,843.01

Liabilities		
Current Liabilities	Year 2022	Year 2021
Financial Liabilities	₱11,838,652.81	₱90,967,938.15
Inter-Agency Payables	770,017.85	1,802,143.06
Intra-Agency Payables	9,164,141.65	
Trust Liabilities	45,365,415.40	14,502,093.56
Total Current Liabilities	₱67,138,227.71	₱107,272,174.77
Non-Current Liabilities	Year 2022	Year 2021
Financial Liabilities		₱3,498,193.04
Trust Liabilities		4,066,847.59
Total Non-Current Liabilities	₱0.00	₱7,565,040.63
Total Liabilities	₱67,138,227.71	₱114,837,215.40
Net Assets/Equity		
Equity	Year 2022	Year 2021
Government Equity	₱3,534,543,512.16	₱2,847,416,627.61
Total Net Assets/Equity	₱3,534,543,512.16	₱2,847,416,627.61
Total Liabilities and Net Assets/Equity	₱3,601,681,739.87	₱2,962,253,843.01

Economic Development Fund

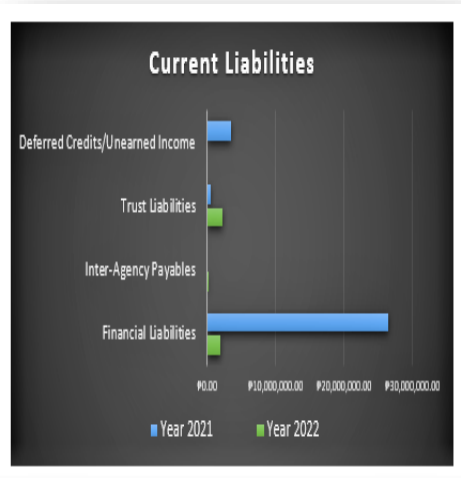
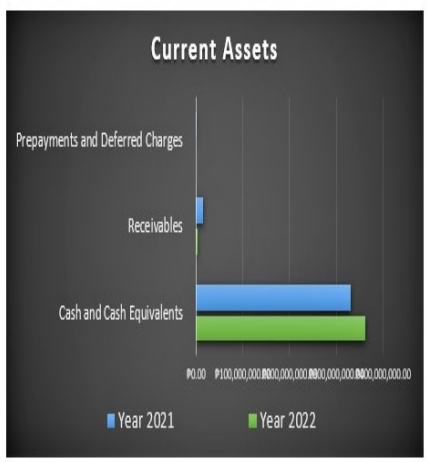


C. SPECIAL EDUCATION FUND (SEF)

Provincial Government of Isabela Special Education Fund Comparative Statement of Financial Position Years Ended December 31, 2021 and 2022		
Assets		
Current Assets	Year 2022	Year 2021
Cash and Cash Equivalents	₱362,429,076.16	₱331,441,066.21
Receivables	3,510,854.89	14,229,257.14
Prepayments and Deferred Charges		250,388.51
Total Current Assets	₱365,939,931.05	₱345,920,711.86
Non-Current Assets	Year 2022	Year 2021
Receivables	3,973,045.30	5,578,749.74
Property, Plant and Equipment	115,136,955.94	112,247,400.63
Total Non-Current Assets	₱119,110,001.24	₱117,826,150.37
Total Assets	₱485,049,932.29	₱463,746,862.23

Liabilities		
Current Liabilities	Year 2022	Year 2021
Financial Liabilities	₱1,943,991.72	₱26,385,000.00
Inter-Agency Payables	291,518.01	
Trust Liabilities	2,202,393.54	509,078.27
Deferred Credits/Unearned Income		3,512,908.06
Total Current Liabilities	₱4,437,903.27	₱30,406,986.33
Non-Current Liabilities	Year 2022	Year 2021
Trust Liabilities		543,094.04
Total Non-Current Liabilities	₱0.00	₱543,094.04
Total Liabilities	₱4,437,903.27	₱30,950,080.37

Net Assets/Equity		
Equity	Year 2022	Year 2021
Government Equity	₱480,612,029.02	₱432,796,781.86
Total Net Assets/Equity	₱480,612,029.02	₱432,796,781.86
Total Liabilities and Net Assets/Equity	₱485,049,932.29	₱463,746,862.23

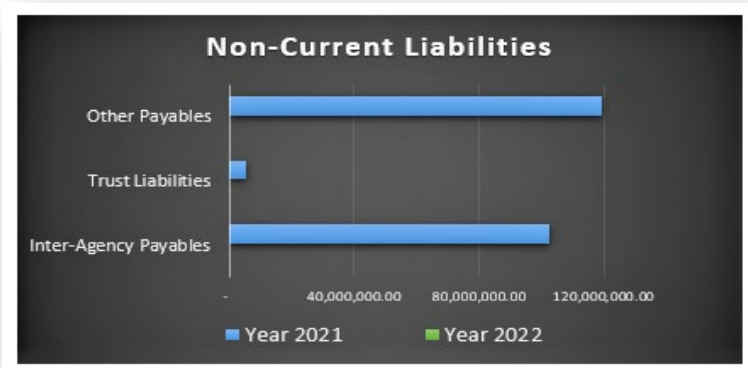
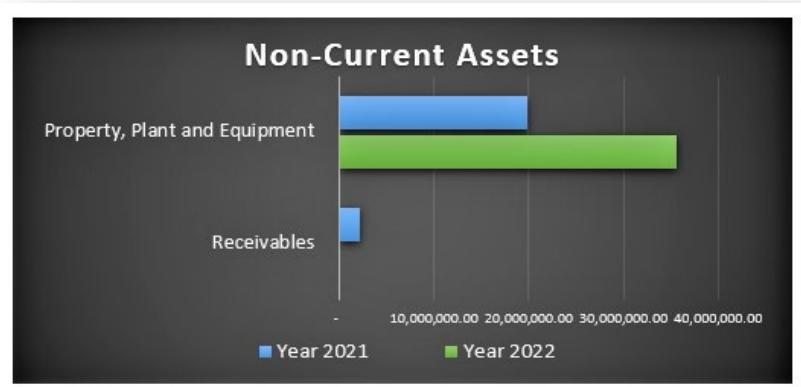
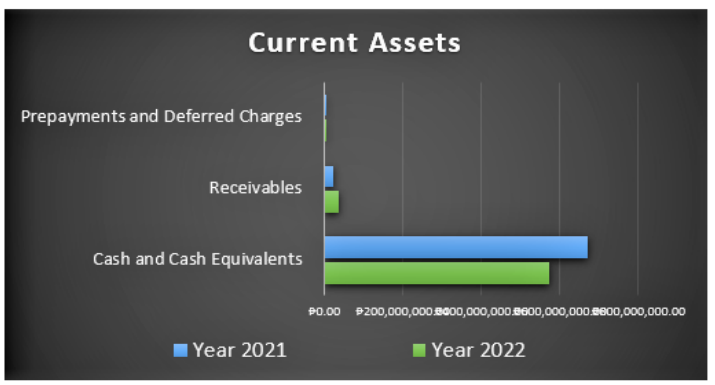


D. TRUST FUND PROPER

Provincial Government of Isabela Trust Fund Proper Comparative Statement of Financial Position Years Ended December 31, 2021 and 2022		
Assets		
Current Assets	Year 2022	Year 2021
Cash and Cash Equivalents	₱572,546,392.88	₱670,803,692.93
Receivables	37,245,702.00	23,258,328.00
Prepayments and Deferred Charges	2,231,480.92	4,160,817.92
Total Current Assets	₱612,023,575.80	₱698,222,838.85
Non-Current Assets	Year 2022	Year 2021
Receivables		2,154,300.00
Property, Plant and Equipment	35,560,883.53	19,859,484.32
Total Non-Current Assets	₱35,560,883.53	₱22,013,784.32
Total Assets	₱647,584,459.33	₱720,236,623.17

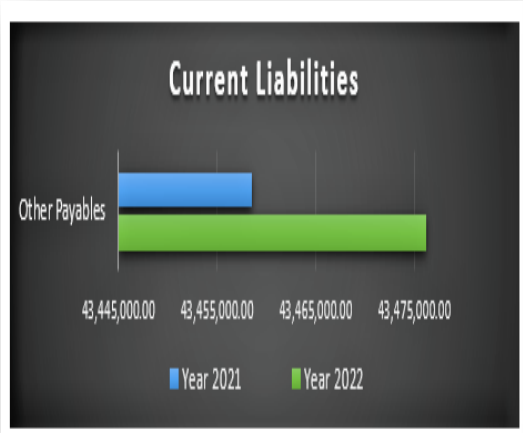
Liabilities		
Current Liabilities	Year 2022	Year 2021
Inter-Agency Payables	380,721,046.26	380,096,033.21
Intra-Agency Payables	2,059,704.08	2,107.01
Trust Liabilities	103,529,439.39	48,021,915.41
Other Payables	161,274,269.60	65,167,956.89
Total Current Liabilities	₱647,584,459.33	₱493,288,012.52
Non-Current Liabilities	Year 2022	Year 2021
Inter-Agency Payables		102,552,656.92
Trust Liabilities		5,146,652.36
Other Payables		119,249,301.37
Total Non-Current Liabilities	₱0.00	₱226,948,610.65
Total Liabilities	₱647,584,459.33	₱720,236,623.17
Net Assets/Equity		
Equity	Year 2022	Year 2021
Government Equity	-	-
Total Net Assets/Equity	₱0.00	₱0.00
Total Liabilities and Net Assets/Equity	₱647,584,459.33	₱720,236,623.17

TRUST FUND PROPER



E. BLOOD BANK

Provincial Government of Isabela Blood Bank Comparative Statement of Financial Position Years Ended December 31, 2021 and 2022		
Assets		
Current Assets	Year 2022	Year 2021
Cash and Cash Equivalents	₱1,681,883.55	₱2,533,694.81
Receivables		50,000.00
Total Current Assets	₱1,681,883.55	₱2,583,694.81
Total Assets	₱1,681,883.55	₱2,583,694.81
Liabilities		
Current Liabilities	Year 2022	Year 2021
Other Payables	1,681,883.55	2,583,694.81
Total Current Liabilities	₱1,681,883.55	₱2,583,694.81
Total Liabilities	₱1,681,883.55	₱2,583,694.81
Net Assets/Equity		
Equity	Year 2022	Year 2021
Government Equity	-	-
Total Net Assets/Equity	₱0.00	₱0.00
Total Liabilities and Net Assets/Equity	₱1,681,883.55	₱2,583,694.81



F. HEALTH CARE

Provincial Government of Isabela Blood Bank Comparative Statement of Financial Position Years Ended December 31, 2021 and 2022		
Assets		
Current Assets	Year 2022	Year 2021
Cash and Cash Equivalents	₱1,681,883.55	₱2,533,694.81
Receivables		50,000.00
Total Current Assets	₱1,681,883.55	₱2,583,694.81
Total Assets	₱1,681,883.55	₱2,583,694.81
Liabilities		
Current Liabilities	Year 2022	Year 2021
Other Payables	1,681,883.55	2,583,694.81
Total Current Liabilities	₱1,681,883.55	₱2,583,694.81
Total Liabilities	₱1,681,883.55	₱2,583,694.81
Net Assets/Equity		
Equity	Year 2022	Year 2021
Government Equity	-	-
Total Net Assets/Equity	₱0.00	₱0.00
Total Liabilities and Net Assets/Equity	₱1,681,883.55	₱2,583,694.81



G. PRDP

Provincial Government of Isabela
PRDP

Comparative Statement of Financial Position

Years Ended December 31, 2021 and 2022

Assets

Current Assets	Year 2022	Year 2021
Cash and Cash Equivalents	₱27,386,743.50	₱4,460,367.95
Receivables	1,002,747.50	395,616.00
Prepayments and Deferred Charges	20,987,466.03	
Total Current Assets	₱49,376,957.03	₱4,855,983.95

Total Assets	₱49,376,957.03	₱4,855,983.95
---------------------	-----------------------	----------------------

Liabilities

Current Liabilities	Year 2022	Year 2021
Inter-Agency Payables	31,055,406.40	1,057,637.60
Intra-Agency Payables	18,321,550.63	938,472.51
Trust Liabilities		2,707,260.24
Total Current Liabilities	₱49,376,957.03	₱4,703,370.35

Non-Current Liabilities	Year 2022	Year 2021
Inter-Agency Payables		152,613.60
Total Non-Current Liabilities	₱0.00	₱152,613.60

Total Liabilities	₱49,376,957.03	₱4,855,983.95
--------------------------	-----------------------	----------------------

Net Assets/Equity

Equity	Year 2022	Year 2021
Government Equity	-	-
Total Net Assets/Equity	₱0.00	₱0.00

Total Liabilities and Net Assets/Equity	₱49,376,957.03	₱4,855,983.95
--	-----------------------	----------------------



PART II. ADMINISTRATIVE FUNCTIONS AND SOCIAL RESPONSIBILITIES

A. ADMINISTRATIVE FUNCTION

1. The Processing/Review Claims Section adopts methods and procedures in ensuring effective review and processes of claims in compliance with prescribed and established laws, rules and regulations and in accordance with the goals and thrusts of the Provincial Government of Isabela. It reported the following number of claims released for liquidations and disbursements in FY 2022.

FUND	QUANTITY
General Fund (GF)	29,969
Economic Development Fund (EDF)	278
Special Education Fund	59
Trust Fund (TF)	1,522
Blood Bank	41
PRDP	52

2. Preparations and release of BIR Certificates for taxes withheld on goods and services and on Employees’ Compensation Income.

PARTICULARS	QUANTITY
Employee BIR 2316	3,660
Suppliers & Contractors	2,284

3. The Payroll Section: Preparations and release of payrolls and certificates of Net Take Home Pay, Pag-ibig, GSIS and Philhealth contributions.

Certifications issued: **1,543**

Generated payroll for Regular (1,464 employees) and Contractual (1,917 employees)

Payroll	Regular Employees	Contractual Employees
Salaries and Wages	991	2,286
Rice Subsidy	12	12
Clothing Allowance	65	
PEI	44	45
Cash Gift	54	
Year End Bonus	53	
SRI	42	44
Mid-Year Bonus	41	
PBB	43	64
Total	<u>1,345</u>	<u>2,451</u>

4. On Financial Reporting of the office thru the adoption of a system-based reporting(e-gaps) has complied with the timely preparations and submissions of financial statements and other reports to management and its regulatory agencies. Below are the number of Journal Entry Vouchers prepared, printed and submitted to the Commission on Audit for custodianship:

FUND	JEV QUANTITY
GENERAL FUND (GF)	31,890
ECONOMIC DEVELOPMENT FUND (EDF)	499
SPECIAL EDUCATION FUND (SEF)	488
TRUST FUND	2203
BLOOD BANK	78
PRDP	82
HEALTHCARE FUND	8

B. CAPACITY BUILDING AND SOCIAL RESPONSIBILITIES

The Provincial Government of Isabela has always aspire for excellence in public service including the professional growth of its workforce. The capacity development enables our employees to put value in their performance in delivering basic community services and in building and enduring relationships with stakeholders. To complement the program, our office sent out majority of its employees including the CPA employees to various seminars workshop and for added learnings and enhanced skills.

1. 2022 “Todas Dengue Todo Na To” Clean-Up Drive.

Thru the Executive Order No. 07 Series of 2022, staff of the accounting office joined the conduct of “Todas Dengue Todo na to 2022” on June 25, 2022, a simultaneous and massive clean-up of public and private spaces to eliminate mosquito breeding sites and stop the spread of dengue fever and other mosquito-borne diseases. The clean-up included de-clogging of canals, pruning of trees, cleaning of backyard and surroundings, and fogging done by barangay representatives.

Pruning of Trees:





Canal De-clogging:



Cleaning of backyards and surroundings:



**Fogging done by barangay representatives/
Installation of mosquito screen for windows/
Cleaning of the office surroundings:**



2. Brigada Eskwela 2022

The Provincial Accountant’s Office joined in the conduct of Brigada Eskwela 2022 with the theme: “Tugon sa Hamon ng Ligtas na Balik Aral”. Areas of assignment were in various schools near the staff’s residence or where their children are enrolled. Staff gathered at the designated areas and started major cleaning of inside and outside of classrooms which include sweeping and brooming of floors, dusting of walls, trimming grasses, sweeping fallen leaves and pruning of some trees.

Aside from cleaning, the office also donated various goods and supplies such as alcohol sprays and facemasks for the use of teachers and students.





Cleaning of Classrooms and surroundings



Repacking of alcohol sprays and facemasks to be donated to schools



Photo with the teachers and office staff

3. December 20, 2022 – One Million Trees in One day”

For the future of our children and the generations to come, the office participated in the “One Million Trees in One Day” , a massive project of the Provincial Government of Isabela, thru the initiative of Governor Rodolfo T. Albano III and Vice Governor Faustino G. Dy III, to prevent flooding and protect the lives of the Isabeleños.



4. Provincial Capitol Sportsfest, October 19-21, 2022

The Provincial Government of Isabela putting value on employees’ welfare. Work is complemented by sports activities provides a break from work to exercise sports skills, establish teamwork and enhance camaraderie among co employees.



5. Seminars and Conventions attended by the officers and staff of the Provincial Accountant’s Office

As part of continuing professional development and skills enhancement of the employee of the Provincial Government of Isabela, personnel and officers of this office participated in various seminars, conventions and workshops

5.a. Philippine Association of Local Government Accountants (PHALGA) – Luzon Geographical Area Conference, April 27-29, 2022, Cauayan City, Isabela



5.b PICPA Luzon GAO Conference, May 28, 2022, Nueva Vizcaya



5.c. PICPA Planning Conference and Induction Ceremonies, June 22-24, 2022, Palo Leyte



5.d 77th PICPA Annual National Convention, November 23-26, 2022



6. Philippine Rural Development Project (PRDP Activities)

6.a 2nd Quarter Assessment: PRDP – PSO Northern Luzon Cluster and Ceremonial Awarding of NOL2, July 21-22, 2022, Angeles City, Pampanga



**6.b. Financial Management Training (DA-PRDP) – July 26 – 29, 2022,
Sta. Ana Cagayan**



**6.c. Organizational Development Training for I-REAP Completed Subprojects
(SP) particularly in Mungbean and Dairy Proponent Groups (PGs),
August 30-September 30, 2022, Iguig, Cagayan**





7. ATTENDANCE TO REGULAR, COMMITTEE AND EMERGENCY MEETINGS

In adherence to participatory approach to good governance, the office joined in several meetings that tackled discussions on the status of programs, projects and activities of the Provincial Government of Isabela and those funded out of national Government Agencies’ support; for us to adopt measures in adhering emergency situation and set an avenue for us to keep abreast on the updates and reforms towards transparent and effective governance