



Republic of the Philippines
PROVINCE OF ISABELA
Ilagan City

GOV. FAUSTINO N. DY, SR. MEMORIAL HOSPITAL

Maharlika Rd., Calamagui 2nd, City of IlaganIsabela

Tel. No. (078) 624-1688 Fax No. 624-1295 / 624-1734

Email Add. gfdsmh@yahoo.com.ph

2022 ACCOMPLISHMENT REPORT

A. Brief Background

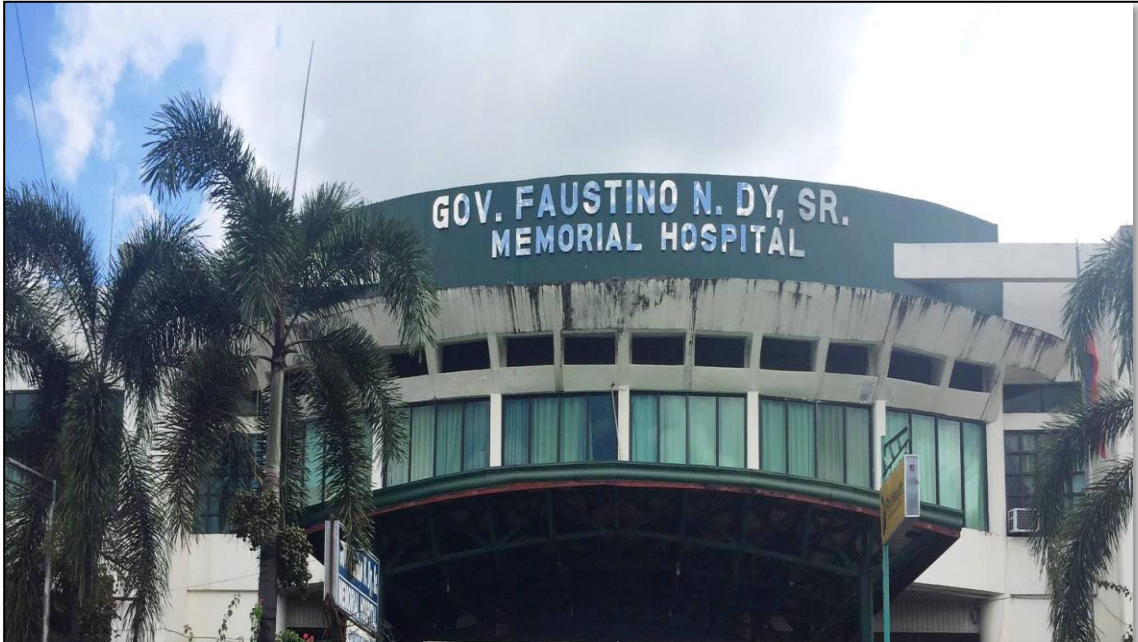
The Governor Faustino N. Dy Sr. Memorial Hospital is centrally located along the National Highway, Barangay Calamagui 2nd, City of Ilagan making it accessible to both northern and southern districts of the province. Though it has an authorized bed capacity of 100, it is actually implementing 200 beds as a result of upsurge of patients seeking consultation. It offers a departmentalized system of clinical care and management on the prevalent diseases in the locality, as well as different forms of treatment and surgical procedures. It has a DOH- License to operate as a Level I – General Classified Hospital.

As to its Emergency care services, aside from the usual consultation and minor surgeries, the hospital is also PHIC accredited as Animal Bite Treatment Center and TB-DOTS Clinic. Complete package of services due to women, newborn and children are well provided and attended in the Pre/Post –Natal Units and Family Planning Units. To complete quality health services due to every Isabeleño, Ancillary and Support Medical services exist such as Clinical Laboratory, Pharmacy, Radiology (Level II), Dietary Services, Blood Bank, Dental Clinic, Dialysis Clinic (20 Stations), Physical Therapy, Newborn Screening, Disease Surveillance Unit and Water Laboratory Analysis.

In preparation for the establishment of Intensive Care unit (ICU) at the 4th floor (as per DOH licensing requirement), two (2) nurses completed the rigorous six-week training in Critical Care Course on November-December 2022 at the Philippine Heart Center.

Hon. Antonio “Tonypet” T. Albano, 1st District Representative of Isabela filed HBN 10180 – “An act increasing the bed capacity of the GFNDY Hospital

from 100 to 500 beds and approximately fund therefore". And on June 29, 2022, it was approved by President Rodrigo Roa Duterte.



VISION

A Secondary Hospital Providing comprehensive and continual Quality HealthCare Services.

MISSION

To provide accessible, affordable and acceptable curative, rehabilitative, Medical Care to the people of Isabela and adjacent provinces, particularly to the poor in accordance to the standard of health care.

Mandate

The GFNDYSM Hospital is one of the seven (7) government hospitals under the Provincial Government of Isabela and is mandated to provide the following:

- ❖ Quality health services, and well-being of our fellow Isabeleños,
- ❖ Effective treatment, efficient management and
- ❖ Proper rehabilitation of every Isabeleños and their dependents affected by diseases.

PERFORMANCE PLEDGE

We, the Governor Faustino N. Dy Sr. Memorial Hospital, family commit to:

Serve with unconditional love and passion within the bounds of Quality Health and do all these with a spirit of Servant Leadership to all, with the following schedule:

ADMINISTRATIVE SERVICE: Admin. Office, Medical Records, Billing & Cashier, Supply Section, Central Supply Room, Social Services (Malasakit Center/DSWD), Philhealth and Physical Therapy – 8:00am – 5:00pm, Monday – Friday (No Noon Break).

ANCILLARY SERVICE: Pharmacy, Laboratory, Blood Bank, Radiology/ X-ray and Dietary – 24 Hours, Monday – Sunday (No Noon Break).

NURSING SERVICES: Nursery Ward, NICU, ICU, PACU, OR, DR, and ER – 24 Hour, Monday- Sunday (No Noon Break).

MEDICAL SERVICES: Surgery, Pedia, OB- Gyne, Medicine and ER – 24 Hours, Monday to Sunday (No Noon Break).

OUT-PATIENT SERVICES: 8:00 am – 12:00 noon – 1:00pm – 5:00pm, Monday – Sunday (No Noon Break).

HEMODIALYSIS CENTER: 6:00 am – 8:00 pm, Monday-Sunday (No Noon Break)

Enhance the capacity of our workers focused on the ideals of service to Humanity performing efficiently and effectively.

Respond quickly and promptly as we attend to all health care needs of our client without discrimination regardless of religious beliefs, political affiliation and social standing and giving priorities to our less fortunate, the poor and marginalized brothers and sisters.

Valuing our sense of belongingness, doing the right and giving the best out of our God-given talents with positive mental attitude at all time.

Ensure our Clients with basic, accurate and necessary health care information, activities, programs and projects for the best interest of **HEALTH SERVICE**.

All these we pledge, because you deserve no less for the Glory of our God!

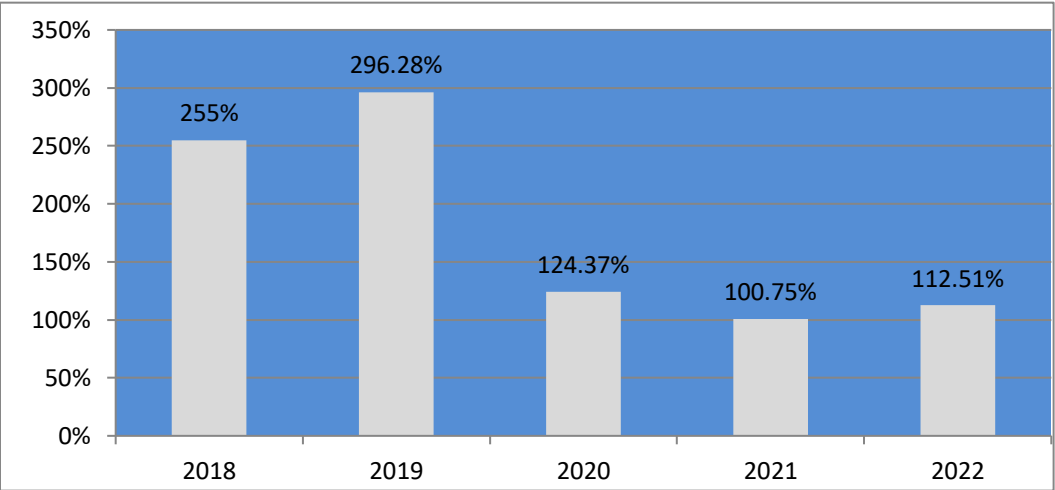
ARLENE M. LAZARO, MD, MSPH, FPSMS
PHO I & Chief of Hospital

I. HEALTH SERVICE DELIVERY

A. Bed Capacity/ Occupancy Rate And Hospital Operations

At present, Governor Faustino N. Dy Sr. Memorial Hospital, under the Classification of the DOH is a Level 1 Referral Hospital and Accredited by the PhilHealth as Level I Hospital. It has an authorized bed capacity of 100, but is actually implementing 200 beds.

Fig 1 Five- Years Bed Occupancy Rate, 2018 – 2022



As can be gleaned in Fig. 1, the Bed Occupancy Rate decreased from 296.28% in 2019 to 124.37% in 2020 and 100.75% in 2021. The highest Bed Occupancy Rate of 296.28% in 2019, reflects the many referred cases from the District and Community Hospitals in nearby towns as well as walk-in patients as can be attributed to the improved facility, despite the rise of new neighboring private hospitals with complete and modernized facilities. The Covid-19 Pandemic in 2020 is the major reason of the downtrend of Bed Occupancy Rate for the past two years. On a good rate, the Bed Occupancy Rate slightly increased from 100.75% in 2021 to 112.51% in 2022.

Table 1. Ten Leading Causes of Morbidity

1. PNEUMONIA, MOD RISK/ CAP-HR	638
2. AGE WITH MOD DHN/ THYPHOID FEVER	457
3. DFS/ DENGUE WITH WARNING SIGNS	451
4. URINARY TRACT INFECTION	319
5. HYPERTENSION / HCVD	299
6. MPI SEC. TO VA/MAULING	230
7. APD / GASTRITIS / DYSPEPSIA	203
8. SEPSIS NEONATORUM	180
9. CHOLELITHIASIS / CHOLECYSTITIS	145
10. SGA / LBW / PREMATUREITY / LGA	141

Table 1 - Shows that the most common illness affecting the patients are that involving the respiratory tract such as Pneumonia, followed by diseases of the digestive system.

Table 2. Ten Leading Causes of Mortality

1. CVD, BLEED / CVD, INFARCT	24
2. ACUTE MYOCARDIAL INFARCTION / CAD	19
3. PNEUMONIA, HIGH RISK / CAP-HR	16
4. SEPTIC SHOCK / SEPSIS /SEPTICEMA	9
5. MAP / BIRTH ASPHYXIA, SEVERE / HYALINE MEMBRANE DISEASE	9
6. SEPSIS NEONATORUM / SEPTIC SHOCK	8
7. ANEMIA, SEVERE / ANEMIA SEC. TO UGIB	5
8. CONGESTIVE HEART FAILURE	4
9. RECTOSIGMOID CA / PANCREATIC CA	3
10. BREAST CA WITH BRAIN / PULMONARY METASTASIS	3

As shown above in Table 2, the number 1 leading cause of Mortality are CVD, Bleed / CVD, Infarct.



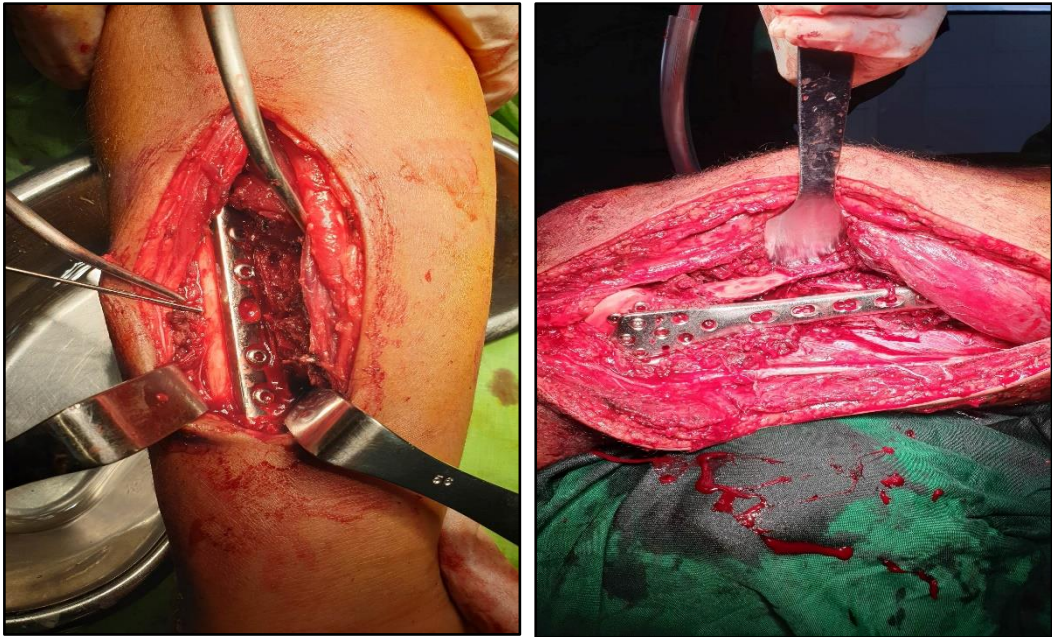


Table 3. Surgical Procedures

Major Surgery	331
Minor Surgery	1,849
Orthopedic	548
Caesarian Section (CS)	504
Gynecology	322

In the above-mentioned table, it can be gleaned that the highest number of surgical procedures are that of Minor Surgery Operations followed by Orthopedic Cases.

Table 4. Ten Leading General Surgery Major Operations

1. Open Cholecystectomy	60
2. Appendectomy	42
3. LAPAROSCOPIC CHOLECYSTECTOMY	18
4. EXLAP + SALPINGECTOMY	16
5. TOTAL ABDOMINAL HYSTERECTOMY WITH BILATERAL SALINGO-OOPHORECTOMY (TAHBSO)	12
6. SALPINGECTOMY	10
7. MODIFIED RADICAL MASTECTOMY (MRM)	9
8. EXLAP + APPENDENTOMY	6
9. TOTAL THYROIDECTOMY	6
10. SALPINGO-OOPHORECTOMY	4

As per Table 4, Open Cholecystectomy topped the Ten (10) leading General Surgery operations with 60 cases and Appendectomy as the 2nd with 42 cases.



At the Out-Patient Department and Emergency Room, a total of 56,571 patients and 15,052 patients sought consult respectively, thus, an average of 155 patients per day were seen at the OPD and 41patients at the Emergency Room.

OUT- PATIENT DEPARTMENT

Table 5. Out-Patient Consultations

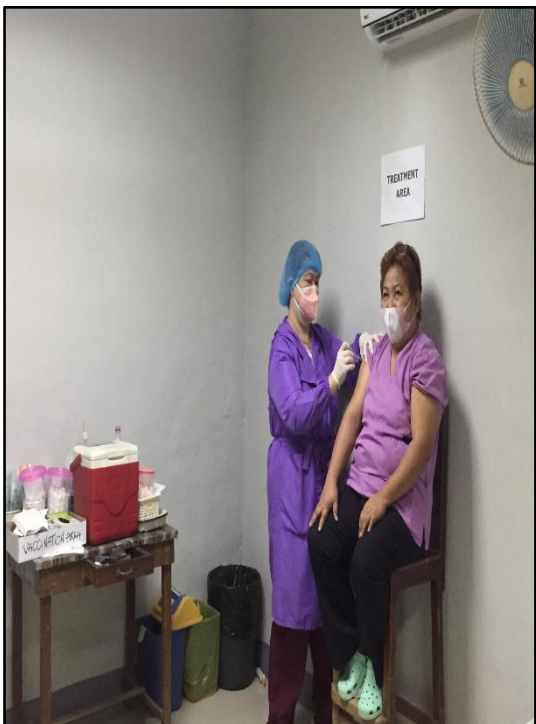
Medicine	11,395	20.14%
Surgery	7,537	13.32%
Pediatrics	4,259	7.53%
Gynecology	799	
Obstetrics	8,569	15.15%
Family Planning	85	0.15%
Dental Services	2,263	4.00%
Animal Bite	12,034	21.27%
Physical Therapy	476	0.84%
Dialysis Services	9,154	16.18%
Out-patient	231	
Treatment	8,923	
Referral	0	

Total number of consultations - 56,571 - 155/DAY

Out-Patient Department



ABTC catered to 2,805 patients who were given Anti-Rabies Shots





Emergency Room Services

Table 6. Ten Leading Causes of Emergency

1	INJURIES	2,426
2	PNEUMONIA	1,184
3	URINARY TRACT INFEECTION	1,067
4	HYPERTENSION/ HCVD	1,007
5	ACUTE GASTROENTERITIS/TYPHOID FEVER	950
6	APD/GSTRITIS/DYSPEPSIA	915
7	DENGUE FEVER SYNDROME/ DENGUE	651
8	ATP/ AURI/ URTI	519
9	AVI/SVI/ MUMPS	309
10	BAIAE/ COPD IN AE	292

Total number of patients attended - 15,052 - 41/DAY

Emergency Room



Table 7. 2022 Total Number of Vaccinated Isabeleños

DATE	5-11 YEARS OLD	2ND Dose 5-11 YEARS OLD	12-17 YEARS OLD	2ND Dose 12-17 YEARS OLD	A1	A2	A3	A4	ROAP	1ST BOOSTER	2ND BOOSTER	NO. VACCINATED
01-28-2022			8		9	7	13		4		41	82
02/10/2022					1					63		64
02/11/2022			1						2	86		89
02-14-2022	209		1							2		212
2-15-2022	49		3							4		56
2-16-2022	61		4				4			33		102
02-17-2022	50						1			19		70
2-18-2022	49		2							15		66
2-25-2022			5			1				3		9
03/04/2022			6						1			7
03/07/2022		164	2		1							167
03/08/2022	10	50		1						10		71
03/09/2022		60	5							1		66
03/10/2022	62	37	4	2						23		128
03/11/2022	52	47	1	3		1				16		120
03/12/2022	38	3								12		53
04/04/2022	29	136	3	3		1	1		1	36		210
04-22-2022	16	2		2						12		32
04-29-2022	41	38	3	2						15		99
05-13-2022	7	14		2						9		32
05-20-2022	11	31	1	2						8	23	76
05-27-2022	10		1							10	49	70
06/03/2022	3	7									22	32
06/10/2022	9	11							2	11	19	52
06-17-2022	9	11								9	17	46
06-24-2022	5	5								9	12	31
07/02/2022	5	7								5	13	30
07/08/2022	3	11								33	5	52
07-15-2022	11	9								40	12	72
07-22-2022	4	6	4	2						61	7	84
07-29-2022	14	6								45	23	88
08/05/2022	5	12								59	57	133
08/12/2022	4	16								45	18	83
08-19-2022	6	8		1					1	37	11	64
08-26-2022		2		3						31	14	50
09/02/2022	3	13		1			1		1	11	8	38
TOTAL	775	706	54	24	11	10	20	0	12	773	351	2736

Total Number of Vaccinated (COVID) Individuals

2,736





Table 8. Total Number of Newborn Screened for 2022

Month	No. of Deliveries	No. of Live Birth	Inborn	Outborn	Percentage of NBS	No. of Pts. Who availed PHIC	No. of Neonatal Death
January	162	162	162	4	100%	156	2
February	154	151	151	1	100%	131	1
March	170	168	168	2	100%	141	1
April	143	145	145	1	100%	128	0
May	134	136	136	1	100%	120	0
June	124	123	123	4	100%	109	2
July	199	198	191	3	96.46%	174	3
August	217	217	217	6	100%	193	3
September	222	220	220	1	100%	174	4
October	272	275	275	3	100%	248	0
November	230	232	232	4	100%	211	1
December	232	228	228	3	100%	198	2
TOTAL	2,259	2,255	2,248	33	99.71%	1,983	19
TOTAL NUMBER OF NEWBORN SCREENED			2,281				

Newborn Screening is a vital public health strategy that enables the early detection and management of several congenital disorder. If left untreated, it may lead to mental retardation and/or death.



Other Parameters

Diagnostic procedures by the Radiology Department are limited to X – Ray and Ultrasound. In 2022, a total of 10,177 X-rays and 2,157 Ultrasound procedures were referred. The increase in the procedures done at the radiology department is attributed to the hiring of a permanent Radiologist in 2018, who can read and interpret the X-ray and Ultrasound results. In 2022, there were no CT-Scan procedures because the machine is unserviceable. All the procedures done in 2022 (except for CT-Scan & ECG) were higher than in 2021. This indicates that regular patients are gradually going back to hospitals.

Table 9. Diagnostic Procedures

PROCEDURES	January – December 2021	January – December 2022
Laboratory Test performed	112,573	173,730
X-Ray performed	5,946	10,177
Ultrasound	1,307	2,157
CT-Scan	13	None
ECG performed	732	559
Blood Transfused	1,374	2,291
Water Analysis	145	170
New Born Screening	772	2,281

Laboratory



X-RAY DEPARTMENT




Ultrasound



Electrocardiogram (ECG)



Water Laboratory



A. Health Facility Enhancement Program 2022
Renovations/Improvements/Repairs

➤ **PLGU Project Proposals**

- ✚ Construction of Hazardous Waste Warehouse Building
- ✚ Construction of Sewage Treatment
- ✚ Construction of Septic Vault & Store Room for sharps & waste of new Dialysis Center (w/ 39 seats)
- ✚ Repainting of Exterior and Interior
- ✚ Repair of Windows and Installation of Screen
- ✚ Repair of Stairs
- ✚ Repair of Fire Exits
- ✚ Installation of Office Cubicles at the Administrative One-Stop Shop Area
- ✚ Construction of One Water System Deepwell with submersible pump & with elevated Tank
- ✚ Repair of CR Plumbing for 4th Floor to Ground Floor
- ✚ Repair of Broken Tiles 2nd Floor to 5th Floor

In order to cope up with the demands of modernization technology, the hospital has devised means to upgrade its existing facilities. As a result, with the help of DOH- Health Facility Enhancement Program (HFEP), the Provincial Government of Isabela successfully improved the facility vis-à-vis increase in income.

➤ **DOH HFEP PROJECT PROPOSALS - Completed & Ongoing**

- ✚ Roofing 5th Floor - Completed
- ✚ Construction of 5th floor, 3 rooms (1- Optha “Sagip Mata” Room, 1- Conference Room, with 2 CR – completed)
- ✚ Construction of Medical Arts Building (MAB) – on-going
- ✚ Construction of 5 beds ISOLATION with negative pressure – on-going
- ✚ Repair of Wards, Hallway, Ceiling of 3rd and 4th floor (on-going)
- ✚ Construction of ISOLATION BUILDING intended for COVID-19 Patients (DOH)
- ✚ Construction of Multi-Purpose Building intended for Storage Room of Supplies and Medical Records (DOH)
- ✚ Construction of Watcher's Dormitory (DOH)
- ✚ Renovation of Nurses' Dormitory (DOH)
- ✚ Refrigerated Crypt (DOH)
- ✚ Construction of WARD Building (Pedia, Surgery, Medical, OB)
- ✚ Construction of Studio Type TRIAGE (6 units, with complete medical equipment and furniture and fixtures)
- ✚ Renovation of Wards
- ✚ Repainting of Exterior and Interior

5th Floor Roofing



5th Floor, 3 Rooms with 2 C.R.



HUMAN RESOURCE FOR HEALTH

Newly Hired Permanent Employees & Visiting Consultants:

- **3** Medical Officers - (**1** Ophthalmologist, **1** Cardiologist, **1** Pulmonologist,)
- **16** Visiting Consultants MOA - (**1** – Anesthesiology, **1**- Surgeon, **4** – OB-Gyne, **9** – Ortho, **1**- Medicine)

Newly Hired Contractual Employees:

- **2** Medical Officers– (**1** Nephrologist, **1** Internist)
- **9** Nurses
- **6** Nursing Attendant – (**5** NA, **1** PT)
- **4** Med. Tech. (**1** – Laboratory, **3** – Bloodbank)
- **2** Rad. Tech.
- **1** Social Welfare Aide
- **2** Pharmacy Aide
- **1** Food Server
- **10** Admin Aides (**4** AAll, **6** AA I)
- **5** Promotions – (**4** Admin Aide III, **1** AA III – Dialysis Technician)

II. HEALTH FINANCING

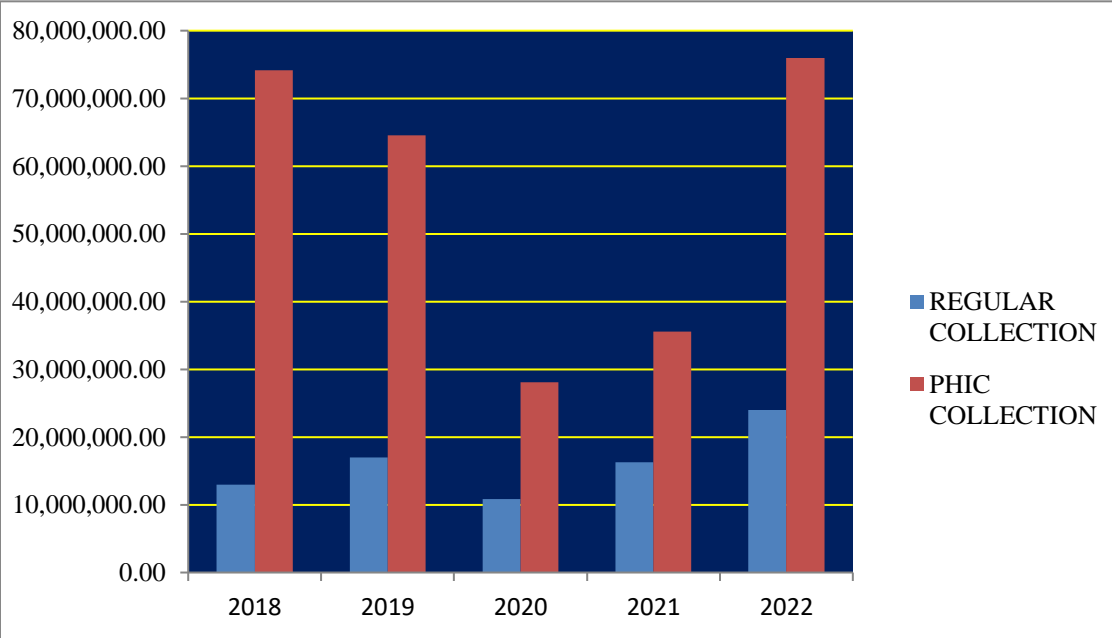
Table 10: Five Year Hospital Income

YEAR	REGULAR COLLECTIONS	PHIC COLLECTIONS	TOTAL
2018	12,970,747.50	74,115,327.60	87,086,075.10
2019	16,961,550.40	64,546,162.00	81,507,712.40
2020	10,814,442.01	28,094,050.00	38,908,492.01
2021	16,316,478.34	35,533,153.60	51,849,631.94
2022	23,990,027.08	75,961,043.88	99,951,070.96
TOTAL	68,082,497.83	204,134,409.48	272,216,907.31

In the above Table, the Total Income decreased from 2018 to 2021 collections. This can be attributed from the Pandemic, we have only limited Regular Patients because they were afraid of the COVID19+ patients admitted at the hospital, But in 2022, patients have gradually went back to hospitals for OPD and Admissions. Hence, the increased total collections of **₱99,951,070.76**

It can be gleaned that there is a decreasing trend of total income collection from 2018-2020. It is good to know that income collection started to gradually increase to 51,849.63 in 2021 and almost doubled in 2022(99,951,070.76).

Fig. 2 Five – Year Hospital Income



**Medical Social Service, Medical Assistance Program &
Office of the President Socio-Civic Project Fund**

MONTH	IN-PATIENT	OUT-PATIENT	TOTAL AMOUNT
January	340,748.00	717,876.00	1,058,624.00
February	316,655.20	843,782.00	1,160,437.20
March	320,430.00	1,351,542.00	1,671,972.00
April	190,097.00	2,180,263.00	2,370,360.00
May	412,102.00	904,579.00	1,316,681.00
June	248,462.00	965,462.50	1,213,924.50
July	445,073.00	1,034,009.00	1,479,082.00
August	300,411.00	895,268.00	1,195,679.00
September	206,247.00	820,443.00	1,026,690.00
October	1,258,100.43	1,048,488.00	2,306,588.43
November	701,729.22	966,406.00	1,668,135.22
December	206,569.31	794,989.00	1,001,558.31
GRAND TOTAL	4,946,624.16	12,513,807.50	17,469,731.66

In 2020, since Health is one of the major programs of the Honorable Governor, he thought of establishing a one-stop shop where services of PCSO, DOH, DSWD are being catered. Hence, the creation of Malasakit Center (Project of Sen. Bong Go) here at the Gov. Faustino N. Dy, Sr. Memorial Hospital. Amidst socialized condonation of bills of qualified patients, a remarkable portion of the condoned bills are charged to the Medical Assistance Program (MAP) and Office of the President Socio-Civic Project Fund which are considered income of the hospital.

The total amount dispensed under Malasakit Center for the year 2022 including DSWD SWAD Isabela Assistance, and PCSC Help Desk Assistance is **₱ 8,466,000.00** This comprises a part of the Regular Collections.

To further boost the income of the hospital, with a thrust to help patients who do not have PHILHEALTH, the hospital was able to enroll **5,611** individuals by virtue of the Point of Service Financially Incapable (POSFI) Program.

Malasakit Center



I. HEALTH REGULATION

The hospital has been accorded a License to Operate as Level I with Level II Laboratory and Radiology services by the Department of Health and an Accreditation by PHILHEALTH as a PCPB, ABTC, NEWBORN SCREENING, FAMILY PLANNING, TB-DOTS provider with a licensed Blood Bank and Dialysis with 20 Chairs.

II. HEALTH GOVERNANCE

- a) Medical Equipment (**₱5,793,820.00**) and Supplies (**₱53,939,650.70**) Procured by the Provincial Government in 2022.
- b) Drugs and Medicines Procured by the Provincial Government in 2022 - **₱ 19,481,265.88**
- c) Medical Social Services - Total Indigents Served in 2022 - **8,079 Indigents**

(SGD.) ARLENE M. LAZARO, MD, MSPH, FPSMS
PHO I & Chief of Hospital