



OFFICE OF THE PROVINCIAL AGRICULTURIST

NOVEMBER

MONTH

2022

YEAR

Accomplishment Report

PROGRAM/PROJECT ACTIVITIES		BRIEF DESCRIPTION	ACCOMPLISHMENT																																															
<p>I. RICE DEVELOPMENT PROGRAM AND SERVICES</p> <p>a. Seed Assistance Program</p> <p style="padding-left: 20px;">a.1 Seed Production</p>	<p>DA-PLGU Collaborative Project.</p> <p>Commitment of individual accredited seed growers to provide certified seeds for buffer seed and stocking</p>	<p>As of November 2022, for Wet Season (WS) crop 2022 a total of 195 Local Seed Growers (SG) planted an area of 1,367.38 hectares for Registered to Certified Inbred seed production and 13 hectares for foundation to registered seeds with 13 seed growers. Crop processing and laboratory testing are ongoing. As of November 2022, there were about 6,251 bags (@40kg/bag) and 140,937 bags (@20kg/bag) passed as certified seeds with tags respectively. Moreover, 2,350 bags (@20kg/bag) passed as registered seeds. Varieties Planted in the Seed Production were as follows:</p>	<table border="1" style="width: 100%; border-collapse: collapse; text-align: center;"> <thead> <tr> <th rowspan="2">Variety</th> <th colspan="2">Area Planted (ha.)</th> </tr> <tr> <th>Registered</th> <th>Foundation</th> </tr> </thead> <tbody> <tr> <td>NSIC Rc 216</td> <td>93.61</td> <td></td> </tr> <tr> <td>NSIC Rc 218</td> <td>5</td> <td></td> </tr> <tr> <td>NSIC Rc 222</td> <td>456.59</td> <td></td> </tr> <tr> <td>NSIC Rc 402</td> <td>267.73</td> <td></td> </tr> <tr> <td>NSIC Rc 436</td> <td>25.60</td> <td>4</td> </tr> <tr> <td>NSIC Rc 438</td> <td>4.00</td> <td>3</td> </tr> <tr> <td>NSIC Rc 442</td> <td>2.70</td> <td>3</td> </tr> <tr> <td>NSIC Rc 480</td> <td>291.91</td> <td></td> </tr> <tr> <td>NSIC Rc 506</td> <td>9.70</td> <td></td> </tr> <tr> <td>NSIC Rc 508</td> <td>64.19</td> <td>3</td> </tr> <tr> <td>NSIC Rc 510</td> <td>5.00</td> <td></td> </tr> <tr> <td>NSIC Rc 512</td> <td>132.35</td> <td></td> </tr> <tr> <td>PSB Rc 18</td> <td>9.00</td> <td></td> </tr> <tr> <td>TOTAL</td> <td>1,367.38</td> <td>13.00</td> </tr> </tbody> </table>	Variety	Area Planted (ha.)		Registered	Foundation	NSIC Rc 216	93.61		NSIC Rc 218	5		NSIC Rc 222	456.59		NSIC Rc 402	267.73		NSIC Rc 436	25.60	4	NSIC Rc 438	4.00	3	NSIC Rc 442	2.70	3	NSIC Rc 480	291.91		NSIC Rc 506	9.70		NSIC Rc 508	64.19	3	NSIC Rc 510	5.00		NSIC Rc 512	132.35		PSB Rc 18	9.00		TOTAL	1,367.38	13.00
Variety	Area Planted (ha.)																																																	
	Registered	Foundation																																																
NSIC Rc 216	93.61																																																	
NSIC Rc 218	5																																																	
NSIC Rc 222	456.59																																																	
NSIC Rc 402	267.73																																																	
NSIC Rc 436	25.60	4																																																
NSIC Rc 438	4.00	3																																																
NSIC Rc 442	2.70	3																																																
NSIC Rc 480	291.91																																																	
NSIC Rc 506	9.70																																																	
NSIC Rc 508	64.19	3																																																
NSIC Rc 510	5.00																																																	
NSIC Rc 512	132.35																																																	
PSB Rc 18	9.00																																																	
TOTAL	1,367.38	13.00																																																

<p>b.Technology Demonstration</p>	<p>PLGU Funded. Initiated project of PLGU in collaboration with MLGU Support to Rice Production with goal of “Masaganang Ani Mataas na Kita”</p>	<p>The OPA team together with the MLGU of Jones and Echague and SL- Agritech conducted validation of the proposed sites for the techno demo on farm mechanization and season long training/farmers field school this Dry Season (DS) 2022-2023. The sites are located at Libertad, Echague and Dipangit, Jones Isabela. These two sites are highly recommended by the LGU offices and based on the validation they passed the site selection criteria.</p>
<p>b.1. Technology Demonstration on Rice Production through Farm Mechanization</p>	<p>Establishment of Technology Demonstration showcasing Transplanted using the mechanized transplanter and Direct Seeded Rice with the use of drum seeder, seed spreader and other farm machineries and also served as the learning field.</p>	
<p>b.1.1Season-Long Farmers' Field School</p>	<p>PLGU Funded. Initiated project of PLGU in collaboration with MLGU a combination of lectures and hands-on training for farmer-participants to enhance their capacity and farming practices</p>	<p>Successfully conducted the Graduation Ceremony of the FFS Site at Brgy. San Vicente, San Pablo, Isabela. The said activity was spearheaded by the Provincial Government of Isabela (PGI) through the Office of the Provincial Agriculturist (OPA) in collaboration with MLGU of San Pablo, SL-Agritech Corporation, Atlas Fertilizer Incorporated and other stakeholders. A total of 20 participants were graduates of the Seasonlong FFS on Mechanized Farming on Rice Production. The Graduation Ceremony was attended and graced by the representatives of the different agencies and private sectors involved in the project. During the program, aside from the certificates each participant received tokens such as 1 bag of organic fertilizer, mugs and T-shirts were given, courtesy of PGI-OPA and SL-Agritech. Also, each of the collaborating agencies and technical staff received certificate of appreciation as recognition for their valuable support and participation in the program. Moreover, 1 unit of Mechanical Spreader was awarded to the FFS Group as assistance and for the adoption of the mechanized direct seeding. Finally, impressions of participants were all credit to PGI, OPA, MLGU, SL- Agritech, Atlas Fert. Inc. and facilitators.</p>

b.1.2 Provincial Rice Technology Forum (PRTF)

Collaborative Project of PLGU with DA-RFO, PhilRice, PhilMech, ATI MLGU-Roxas and Private Seed/Fertilizer Companies

A technology showcase in cluster farms adopting the different hybrid rice varieties, fertilization, mechanization and whole package of modern technologies.

Technical staff of OPA conducted the regular weekly meeting at the Provincial Rice Technology Forum (PRTF) site together with the DA-RFO2, Philrice, ATI, LGU Roxas and Private Fertilizer and Seed Companies at Brgy. Nueva,Roxas, Isabela. For the updates, the techno demo had a total of 55ha with 52 farmer-cooperators. The seed sowing of the showcased cluster farms is almost done and the transplanting was scheduled on December 8, 2022.



c. Good Agricultural Practices (GAP)

PLGU Funded. Initiated project of PLGU in collaboration with MLGU
Training on Good Agricultural Practices (GAP) on Rice

The OPA team conducted two batches of training on Good Agricultural Practices (GAP) on rice with a total of 40 participants. Each batch had 2 days training, the first day was the training proper and the second day was the preliminary inspection. During preliminary inspection, the participants were advised to properly arrange their equipment and facilities in accordance with the requirements of GAP and keep their farm records to be ready on the actual validation. The participants were willing to comply and interested to apply for the GAP Certification.





c. Monitoring of Palay Price

Data collection of prevailing price per kilo of palay from the different commercial centers

Dry: 19.68/kg
Fresh: 15.25/kg

d. Monitoring of Rice Planting & Harvesting

Data collection on the status of rice planting and harvesting

PLANTING REPORT FOR THE MONTH OF NOVEMBER 2022



Ecosystem	Area Planted (ha)
Irrigated	29,185.12
Rainfed	2,683.54
Total	31,868.66

WET SEASON 2022 HARVESTING REPORT FOR THE MONTH OF NOVEMBER 2022

Ecosystem	Area Harvested	Production (Mt)	Average Yield
Irrigated	12,603.44	52,651.54	4.18
Rainfed	4,697.73	15,814.53	3.37
TOTAL	17,301.17	68,466.07	3.96

Standing Crop by Stage/s as of November 30, 2022

Stages	Area (ha)		
	Irrigated	Rainfed	Total
Maturity	1,892.62	150.00	2,042.62
Reproductive	2,700.00	36.00	2,736.00
Vegetative	20,035.73	1,782.25	21,817.98
Seedling/NP	55,865.28	1,523.23	57,388.51
Total	80,493.63	3,491.48	83,985.11

<p>II. INTERVENING ACTIVITIES</p> <p>a. Attendance and participation to Meetings/ Symposium</p>	<p>To keep abreast of the programs/projects</p>	<p>The technical staff of OPA, CVRC and MLGU conducted evaluation of the Gawad Saka Search for Outstanding Integrated Rice Farmer under Provincial Level at Malasin, San Mateo, Isabela. Mr. Orlando Miguel of San Mateo, Isabela was declared as the winner in this category upon reviewing of all the results of the evaluation.</p> 
<p>b. Program/Project Coordination and validation</p>	<p>For smooth implementation of program/ project</p>	<p>Assisted in the Distribution of Rice Farmers Financial Assistance (RFFA) in the different municipalities of Isabela. As of November 2022, a total of 17,451 farme-beneficiaries were recipients of the program. On the other hand, distribution of seeds particularly on Hybrid is on going in most of the municipalities. As of November 2022, about 44,000 bags at 15kg/bag were distributed.</p>  <p>Validation of Crop Damages</p> <p>The team composed of OPA and CVRC conducted validation of the reported damages of typhoon PAENG. For rice, based on the reports, about 23 municipalities were affected. The group was able to conduct courtesy call in the municipalities affected before the actual validation. The team together with</p>


the staff of Agriculture Office-MLGU proceeded to the area affected to validate the actual extent of damages. However, some of the areas were not reached due to unpassable roads. Based on the results of validation for rice there were about 3,737.36 ha affected with 1,036 ha totally damaged and 2,701.36 ha partially damaged with 10-65% yield loss.

Final Rice Damage Report Caused by Severe Tropical Storm “ PAENG” (October 31, 2022) as of November 02, 2022 in the province of Isabela.

Area Affected (has)	4,887.31
Total Damaged	1,310.20
Partially Damaged	3,577.11
Volume of Loss (MT)	6,903.85
Value of Loss (P)	132,879,520.2
No. of Municipalities / Cities Affected	23
No. of Farmers Affected	4,073



PROGRAM/PROJECT/ACTIVITY	PROJECT DESCRIPTION	STATUS/REMARKS/ACCOMPLISHMENT																																																															
<p>II. CORN DEVELOPMENT PROGRAM AND SERVICES</p> <p>1. Monitoring and Consolidation of Corn Planting and Cassava Planting/Harvesting Reports</p> <p>a. Corn Crop</p>	<p>Data collection on the status of corn harvesting and cassava planting/harvesting from LGUs.</p>	<p style="text-align: center;">WET CROPPING SEASON 2022 HARVESTING REPORT FOR THE MONTH OF NOVEMBER, 2022</p> <table border="1" data-bbox="802 827 1507 997"> <thead> <tr> <th>Corn Type</th> <th>Area Harvested (ha.)</th> <th>Average Yield</th> <th>Production (Mt)</th> </tr> </thead> <tbody> <tr> <td><i>Yellow</i></td> <td>5,455.24</td> <td>4.71</td> <td>25,744.03</td> </tr> <tr> <td><i>White</i></td> <td></td> <td></td> <td></td> </tr> <tr> <td>TOTAL</td> <td>5,455.24</td> <td>4.71</td> <td>25,744.03</td> </tr> </tbody> </table> <p style="text-align: center;">Wet Cropping Season 2022 -Corn Terminal Harvest Report as of NOVEMBER 30, 2022</p> <table border="1" data-bbox="813 1096 1495 1257"> <thead> <tr> <th>Corn Type</th> <th>Area Harvested (Ha.)</th> <th>Production (mt)</th> <th>Ave. Yld. (t/ha)</th> </tr> </thead> <tbody> <tr> <td>Yellow</td> <td>120,982.53</td> <td>581,361.42</td> <td>4.81</td> </tr> <tr> <td>White</td> <td>721.55</td> <td>1,993.18</td> <td>2.76</td> </tr> <tr> <td>Total</td> <td>121,704.08</td> <td>583,354.59</td> <td>4.79</td> </tr> </tbody> </table> <p style="text-align: center;">Dry Cropping Season 2022-2023 Planting Report For The Month Of November, 2022</p> <table border="1" data-bbox="870 1392 1432 1534"> <thead> <tr> <th>Corn Type</th> <th>Area Planted (ha.)</th> </tr> </thead> <tbody> <tr> <td><i>Yellow</i></td> <td>59,690.57</td> </tr> <tr> <td><i>White</i></td> <td>211.35</td> </tr> <tr> <td>TOTAL</td> <td>59,901.92</td> </tr> </tbody> </table> <p style="text-align: center;">Dry Cropping Season 2022-2023 Corn Stage/s Of Crop As Of November 30, 2022</p> <table border="1" data-bbox="813 1677 1503 1916"> <thead> <tr> <th rowspan="2">Stages</th> <th colspan="3">Area Planted (ha)</th> </tr> <tr> <th>Yellow</th> <th>White</th> <th>Total</th> </tr> </thead> <tbody> <tr> <td>Reproductive</td> <td>864.70</td> <td>0.00</td> <td>864.70</td> </tr> <tr> <td>Vegetative</td> <td>50,070.65</td> <td>139.15</td> <td>50,209.80</td> </tr> <tr> <td>Seedling</td> <td>18,737.73</td> <td>137.00</td> <td>18,874.73</td> </tr> <tr> <td>Total</td> <td>69,673.07</td> <td>276.15</td> <td>69,949.22</td> </tr> </tbody> </table>	Corn Type	Area Harvested (ha.)	Average Yield	Production (Mt)	<i>Yellow</i>	5,455.24	4.71	25,744.03	<i>White</i>				TOTAL	5,455.24	4.71	25,744.03	Corn Type	Area Harvested (Ha.)	Production (mt)	Ave. Yld. (t/ha)	Yellow	120,982.53	581,361.42	4.81	White	721.55	1,993.18	2.76	Total	121,704.08	583,354.59	4.79	Corn Type	Area Planted (ha.)	<i>Yellow</i>	59,690.57	<i>White</i>	211.35	TOTAL	59,901.92	Stages	Area Planted (ha)			Yellow	White	Total	Reproductive	864.70	0.00	864.70	Vegetative	50,070.65	139.15	50,209.80	Seedling	18,737.73	137.00	18,874.73	Total	69,673.07	276.15	69,949.22
Corn Type	Area Harvested (ha.)	Average Yield	Production (Mt)																																																														
<i>Yellow</i>	5,455.24	4.71	25,744.03																																																														
<i>White</i>																																																																	
TOTAL	5,455.24	4.71	25,744.03																																																														
Corn Type	Area Harvested (Ha.)	Production (mt)	Ave. Yld. (t/ha)																																																														
Yellow	120,982.53	581,361.42	4.81																																																														
White	721.55	1,993.18	2.76																																																														
Total	121,704.08	583,354.59	4.79																																																														
Corn Type	Area Planted (ha.)																																																																
<i>Yellow</i>	59,690.57																																																																
<i>White</i>	211.35																																																																
TOTAL	59,901.92																																																																
Stages	Area Planted (ha)																																																																
	Yellow	White	Total																																																														
Reproductive	864.70	0.00	864.70																																																														
Vegetative	50,070.65	139.15	50,209.80																																																														
Seedling	18,737.73	137.00	18,874.73																																																														
Total	69,673.07	276.15	69,949.22																																																														

<p>b. Cassava Crop</p>	<p>Data collection on the status of cassava planting and harvesting from LGUs.</p>	<p style="text-align: center;">Cassava Standing by Stage/s as of NOVEMBER, 2022</p> <table border="1"> <thead> <tr> <th rowspan="2">Stages</th> <th colspan="2">CASSAVA</th> <th rowspan="2">TOTAL</th> </tr> <tr> <th>FOOD</th> <th>INDUSTRIAL</th> </tr> </thead> <tbody> <tr> <td>Harvested</td> <td>318.14</td> <td>1,084.00</td> <td>1,402.14</td> </tr> <tr> <td>Maturity</td> <td>126.20</td> <td>2,048.68</td> <td>2,174.88</td> </tr> <tr> <td>Reproductive</td> <td>1,727.26</td> <td>1,982.64</td> <td>3,709.90</td> </tr> <tr> <td>Vegetative</td> <td>232.22</td> <td>723.80</td> <td>956.02</td> </tr> <tr> <td>Seedling/Newly P.</td> <td>213.22</td> <td>530.65</td> <td>743.87</td> </tr> <tr> <td>Total</td> <td>2,617.04</td> <td>6,369.77</td> <td>8,986.81</td> </tr> </tbody> </table>				Stages	CASSAVA		TOTAL	FOOD	INDUSTRIAL	Harvested	318.14	1,084.00	1,402.14	Maturity	126.20	2,048.68	2,174.88	Reproductive	1,727.26	1,982.64	3,709.90	Vegetative	232.22	723.80	956.02	Seedling/Newly P.	213.22	530.65	743.87	Total	2,617.04	6,369.77	8,986.81
		Stages	CASSAVA		TOTAL																														
FOOD	INDUSTRIAL																																		
Harvested	318.14	1,084.00	1,402.14																																
Maturity	126.20	2,048.68	2,174.88																																
Reproductive	1,727.26	1,982.64	3,709.90																																
Vegetative	232.22	723.80	956.02																																
Seedling/Newly P.	213.22	530.65	743.87																																
Total	2,617.04	6,369.77	8,986.81																																
<p>2. Monitoring of Price of Corn</p>	<p>Data collection on prevailing price per kilo of corn from different trading centers in the province.</p>	<p style="text-align: center;">Average prevailing price of corn monitored from different trading centers for the month of November, 2022 as follows:</p> <table border="1"> <thead> <tr> <th colspan="4">CORN</th> </tr> <tr> <th></th> <th>Yellow</th> <th>White Flint</th> <th>Glutinous</th> </tr> </thead> <tbody> <tr> <td>Dry</td> <td>20.25</td> <td>12.00</td> <td>22.00</td> </tr> <tr> <td>Fresh</td> <td>14.80</td> <td></td> <td></td> </tr> </tbody> </table>				CORN					Yellow	White Flint	Glutinous	Dry	20.25	12.00	22.00	Fresh	14.80																
CORN																																			
	Yellow	White Flint	Glutinous																																
Dry	20.25	12.00	22.00																																
Fresh	14.80																																		
<p>3. Sustainable Corn Production in Sloping Areas (SCOPSA) cum Farmers Field School (FFS) Season 4, Dry Cropping Season 2022-2023</p> <p style="padding-left: 20px;">a. SCoPSA Demo, PGI initiated</p>	<p>Technology Demonstration for the control of soil erosion in hilly/sloping areas cultivated to corn.</p>	<p style="text-align: center;">SCoPSA SEASON 4 IMPLEMENTATION, DS 2022-2023</p> <p>Crop Establishment</p> <p>Demo Site 1 : : Brgy. San Francisco Norte, San Guillermo, Isabela</p> <p>Cooperator : Alvin B. Fernandez Area : 1.0 ha. Corn Variety : NK-6410 and Healer 101 Date Planted : November 29 and 30, 2022 Stage of the Crop : Newly Planted</p> <p>INTERVENTION HEDGEROWS Banana : Fruiting Stage Pineapple : Growing Stage</p> <div style="text-align: center;">  </div> <p>Demo Site 2 : Brgy. San Pedro, San Mariano, Isabela Cooperator : Evelyn C. Morallejo Area : 1.0 ha. Corn Variety : NK-8840 and Healer 101 Date Planted : November 29, 2022 Stage of the Crop : Newly Planted</p> <p>INTERVENTION HEDGEROWS Banana : Fruiting Stage = Php 19,500.00 (initial</p>																																	

4. High Innovative Technology (HIT) cum Farmers Field School (FFS) Season 2, Dry Cropping Season 2022-2023

Technology Demonstration showcasing Double Row planting method, using Jabber Planter , BCAs, BIO-N and Package of Technology on Corn Production.



income)
Pineapple : Growing Stage



HIT Demo Site : Brgy. Limbauan, San Pablo, Isabela
Cooperator : BabyLyn Pagarigan
Area : 1.0 ha.
Corn Variety : NK-6410 and Healer 101
Date Planted : **November 26, 2022**
Stage of the Crop : Newly Planted

- Farmers' Field School (FFS)

FFS sometimes called "schools without walls" a non-formal education of group of 20 farmers each site meet regularly with facilitator, observe, discuss, ask questions and learn together using SCoPSA and HIT Demo as the learning area to improve farmers best crop management practices.

FFS SEASON 3 IMPLEMENTATION, WET CROP 2022

FFS ACTIVITY :SCoPSA cum Farmers' Field School (FFS) Season 3 Culminating Activity

Venue : San Francisco Norte, San Guillermo, Isabela (farmer graduates from Dietban, Progreso Villa Remedios and San Francisco Norte)
Date : November 09, 2022
FFS Pax : 40 farmer-graduates
Attendees : 105 audience participants

Guests and Participants that Attended :

1. Mr. George Prudenciano, Private Secretary of the Mayor
2. Hon. Ricardo Castañeda, Committee on Agriculture
3. Mr. Sergio T. Galamgan, OPA-Asst. Dept Head and Corn Staffs
4. MA Jeannie Mangaoil and staffs of San Guillermo
5. Mr. Aldrin Acacio, DA-RCPC representative
6. Ms. Clarita Domingo, DA Soils Lab representative
7. Mr. Reynaldo Asis, Syngenta
8. 40 FFS Farmer-Graduates from brgy. of San

Francisco Norte, Dietban, Progreso and Villa Remedios, San Guillermo

9. LGU and Barangay Officials

10. Farmers from nearby barangays

Output Presentation: Comparative Assessment of the Yield Performance of NK-8840 with and without application , of Natural Fertilizer (AMO) in Sloping areas

NK-8840 with AMO = 10,741 kg per hectare

NK-8840 w/o AMO = 9,053 kg per hectare



FFS ACTIVITY :SCoPSA cum Farmers Field School (FFS) Season 3 Culminating Activity

Venue : Brgy. San Pedro, San Mariano, Isabela (farmer graduates from Maranna, Dipusu and San Pedro)

Date : November 11, 2022

FFS Graduate : 20 Farmer-graduates

Attendees : 87 audience participants

Guests and Participants who attended :

1. PA Marites Frogoso and Corn Staffs
2. MA Amalia Cullili and staffs of San Mariano
3. Ms. Clarita Domingo, DA Soils Lab representative
4. Mr. Jefford Manuel and Mr. Dong Lucas of Syngenta Philippines
5. 20 FFS Farmer-Graduates
6. LGU and Barangay Officials
7. Farmers from nearby barangays

Output Presentation: Comparative Assessment of the Yield Performance of NK-8840 with and without application , of Natural Fertilizer (AMO) in Sloping Areas

NK 8840 with AMO = 3,861 kg per hectare

NK 8840 w/o AMO = 2,961 kg per hectare

Note: reduction of 40% yield loss by STS "Florita"



**FFS ACTIVITY : HIT cum Farmers Field School (FFS)
Season 1 Culminating Activity**

Venue : Limbauan, San Pablo, Isabela
Date : November 04, 2022
FFS Graduate : 20 Farmer-graduates
Attendees : 83 audience participants

Guests and Participants who attended :

1. PA Marites Frogoso and Corn Staffs
2. Engr. Nestor Giquing of San Pablo
3. Mr. Aldrin Acacio, DA-RCPC representative
4. Ms. Clarita Domingo, DA Soils Lab representative
5. Mr. Marico Ramirez, Syngenta Philippines Inc.
6. 20 FFS Farmer-Graduates
7. Barangay Officials
8. Farmers from nearby barangays

Output Presentation: Comparative Assessment of the Yield Performance of High Innovative Technology (HIT) Demo VS Farmer Practice presented by Ms. Babylyn Pagirigan, Cooperator



HIT (NK-6410) = 9,840 kg/ha
 Farmer's Practices (NK-6410) = 6,600 kg/ha




Final Corn Damage Report Caused by Severe Tropical Storm "PAENG" (October 31, 2022) as of November 02, 2022 in the province of Isabela.

Area Affected (has) 5,494.05
 Total Damaged 4,723.00
 Partially Damaged 771.05
 Volume of Loss (MT) -
 Value of Loss (P) 148,238,702.30
 No. of Municipalities / Cities Affected 28
 No. of Farmers Affected 3,711

1. Total Corn Area Planted	13,770.66 has.
2. Area Affected (has)	5,493.55
Totally Damaged	4,722.50
Partially Damaged	771.05
4. Value Loss (P)	148,238,702.30
5. No. of Farmers Affected	3,711
6. No. of Municipalities/ Cities Affected	28
7. Percent (%) Damage Versus Total Standing Crop	32.29%
GRAND TOTAL VALUE LOSS	148,238,702.30

<p>5. Validation and Assessment of Corn Damage Reports from LGU</p>	<p>A team validation and assessment with OPA, DA-CVRC and Storm affected LGUs technical staff worked together in the validation and assessment of reported corn damages by Severe Tropical Storm “PAENG” that hit the province last October 31, 2022.</p>	<p>Target Stakeholders who attended:</p> <ol style="list-style-type: none"> 1. Corn farmers from Isabela and Cagayan provinces 2. Local Farmers Cooperatives and Farmers Associations in 2 provinces. 3. Local Government Institutions , Government Agencies and SUCs <p>Project Objectives,</p> <ol style="list-style-type: none"> 1. Capacitate farmers and cooperatives in the corn supply chain with good agricultural practices to boost their agricultural yield and improve their standard of living. 2. Enhance existing Post-Harvest Facilities (PHFs) into Eco-Smart for a more sustainable and environmentally-sound corn supply chain. 3. Enable increased access to markets through crop quality management and control specific to Cargill’s quality requirement.
<p>6. Agri Sagana Project Launch with Stakeholders</p>	<p>Attended the Agri Sagana Project Launch with Stakeholders at Pulsar Plaza, Buntun, Tuguegarao City, Cagayan. Agri Sagana project is a team goal project of ASSIST together with Cargill Philippines to be implemented in pilot areas in the province of Isabela and Cagayan.</p>	
<p>7. ISO 9001:2015 Quality Management System Procedure of the Office of the Provincial Agriculturist</p>	<p>System procedure and performance of the Office to establish Quality Management System in compliance with the requirements of ISO 9001:2015.</p>	<ul style="list-style-type: none"> ▪ Internal Audit evaluation made by Auditor representatives from the offices of ENRO, PSWD and PCLEDO of the province on November 17, 2022, participated in by all concerned OPA Staffs led by PA Marites E. Frogoso. ▪ November 29, 2022 was the coaching on ISO processes of the office through virtual by Macro Vision in preparation for the External Audit scheduled this December, 2022.
<p>8. Online Orientation re: Implementation of Republic Act 10611, also known as “Food Safety Act of 2013” conducted by BPI Baguio under Food Safety Division on November 29, 2022</p>	<p>Said orientation was participated in by the provincial staff working on plant food safety. It aims to equip them on the Implementing Rules and Regulation (IRR) of the “Food Safety Act of 2013” and provide an in-depth knowledge on plant food safety.</p>	<p>The online orientation re: Implementation of RA 10611 also known as “Food Safety Act of 2013” were attended by 4 Commodity Division representatives of OPA-Isabela.</p> <ol style="list-style-type: none"> 1. Rice Commodity –Norwell A. Sabigan 2. Corn Commodity- Emmanuel Datul 3. HVCCDP Commodity- Ma. Sally Salva 4. Fishery Commodity – Joal Taggueg 

PROGRAM/PROJECT/ ACTIVITY	PROJECT DESCRIPTION	STATUS/REMARKS/ACCOMPLISHMENT																																																																						
<p>III. HIGH VALUE COMMERCIAL CROPS DEVELOPMENT PROGRAM</p> <p>A. Operation and Maintenance of Provincial Nursery</p>	<p>PLGU initiated. Production of assorted vegetable seedlings for distribution to farmers.</p> <p>PLGU initiated. Production of sexually propagated fruit trees.</p>	<p>Produced a total of 20,548 pieces assorted vegetable seedlings which were distributed to 170 farmer recipients and produced 209,900 pcs. of assorted vegetable seeds also distributed to the same farmer recipients.</p> <p>Distributed 505 pieces of assorted fruit tree seedlings to 10 farmer recipients and maintenance of produced 1,500 pieces of assorted fruit tree seedlings.</p> <p>Continues production of assorted vegetable and fruit tree seedlings, production of vermicompost and production of assorted vegetables for seed purposes.</p>  <p>Conducted monitoring of planting within the whole province.</p>																																																																						
<p>B. Monitoring of Planting</p>		<p style="text-align: center;">SUMMARY OF HVCCDP STANDING CROP As of November 18, 2022</p> <table border="1" data-bbox="786 1330 1521 2016"> <thead> <tr> <th>Commodity</th> <th>Seedlings stage (ha)</th> <th>Vegetative (ha)</th> <th>Reproductive (ha)</th> <th>Total</th> </tr> </thead> <tbody> <tr> <td>Assorted Vegetable</td> <td>193.1</td> <td>656.85</td> <td>1,239.79</td> <td>2,089.74</td> </tr> <tr> <td>Root crops</td> <td>40.95</td> <td>58.12</td> <td>176.33</td> <td>275.40</td> </tr> <tr> <td>Banana</td> <td>896.94</td> <td>2,111.58</td> <td>4,785.44</td> <td>7,793.96</td> </tr> <tr> <td>Citrus</td> <td>99.1</td> <td>238.04</td> <td>967.96</td> <td>1,305.10</td> </tr> <tr> <td>Mango</td> <td>450.11</td> <td>1,456.31</td> <td>2,007.80</td> <td>3,914.22</td> </tr> <tr> <td>Cacao</td> <td>0.3</td> <td>84.5</td> <td>51.82</td> <td>136.62</td> </tr> <tr> <td>Coffee</td> <td>4</td> <td>8.62</td> <td>42.93</td> <td>55.55</td> </tr> <tr> <td>Pineapple</td> <td>92.15</td> <td>407.34</td> <td>502.49</td> <td>1,001.98</td> </tr> <tr> <td>Watermelon/melon</td> <td>10</td> <td>1.1</td> <td>51.37</td> <td>62.47</td> </tr> <tr> <td>Mungbean</td> <td>5.1</td> <td>4.25</td> <td>30.5</td> <td>39.85</td> </tr> <tr> <td>Papaya</td> <td>0.5</td> <td>1.2</td> <td>6.4</td> <td>8.1</td> </tr> <tr> <td>Guyabano</td> <td>1.5</td> <td>15.5</td> <td>32</td> <td>49</td> </tr> <tr> <td>Peanut</td> <td>10</td> <td>11</td> <td>34.6</td> <td>55.6</td> </tr> </tbody> </table>	Commodity	Seedlings stage (ha)	Vegetative (ha)	Reproductive (ha)	Total	Assorted Vegetable	193.1	656.85	1,239.79	2,089.74	Root crops	40.95	58.12	176.33	275.40	Banana	896.94	2,111.58	4,785.44	7,793.96	Citrus	99.1	238.04	967.96	1,305.10	Mango	450.11	1,456.31	2,007.80	3,914.22	Cacao	0.3	84.5	51.82	136.62	Coffee	4	8.62	42.93	55.55	Pineapple	92.15	407.34	502.49	1,001.98	Watermelon/melon	10	1.1	51.37	62.47	Mungbean	5.1	4.25	30.5	39.85	Papaya	0.5	1.2	6.4	8.1	Guyabano	1.5	15.5	32	49	Peanut	10	11	34.6	55.6
Commodity	Seedlings stage (ha)	Vegetative (ha)	Reproductive (ha)	Total																																																																				
Assorted Vegetable	193.1	656.85	1,239.79	2,089.74																																																																				
Root crops	40.95	58.12	176.33	275.40																																																																				
Banana	896.94	2,111.58	4,785.44	7,793.96																																																																				
Citrus	99.1	238.04	967.96	1,305.10																																																																				
Mango	450.11	1,456.31	2,007.80	3,914.22																																																																				
Cacao	0.3	84.5	51.82	136.62																																																																				
Coffee	4	8.62	42.93	55.55																																																																				
Pineapple	92.15	407.34	502.49	1,001.98																																																																				
Watermelon/melon	10	1.1	51.37	62.47																																																																				
Mungbean	5.1	4.25	30.5	39.85																																																																				
Papaya	0.5	1.2	6.4	8.1																																																																				
Guyabano	1.5	15.5	32	49																																																																				
Peanut	10	11	34.6	55.6																																																																				
<p>C. Validation and Assessment of HVCC Damage Reports from LGU</p>	<p>A team validation and assessment with OPA, DA-CVRC and Storm affected LGUs technical staff worked together in the validation and</p>	<p>- The staff of the Office of the Provincial Agriculturist (OPA) together with the staff at the Cagayan Valley Research Center (CVRC) and APCO of Region II, Engr. William Contillo, spearheaded the validation of damaged areas under High Value Commercial Crops (HVCC) due to typhoon "Paeng" in various municipalities of Isabela.</p>																																																																						

assessment of reported HVCC damages by Severe Tropical Storm "PAENG" that hit the province last October 31, 2022.



Cauayan City



Cordon



Aurora



Santiago City



Quirino



Roxas



Reina Mercedes



Cabagan



Tumauni

(Pls. insert this)

Final HVCC Damage Report Caused by Severe Tropical Storm " PAENG" (October 31, 2022) as of November 02, 2022 in the province of Isabela.

Area Affected (has)	568.45
Total Damaged	175.10
Partially Damaged	393.35
Volume of Loss (MT)	8,323.81
Value of Loss (P)	197,569,294.99
No. of Municipalities / Cities Affected	20
No. of Farmers Affected	1,910

- The OPA staff conducted a site inspection/validation for the proposed techno-demo site in collaboration with CHC Agri-Tech Company at Brown Gold Farm Villa Paz, Naguilian, Isabela. The farm owner/manager of the farm is Ms. Mavis Lao Barrientos who is a member of the Participatory Guarantee System (PGS) - Isabela on Organic Agriculture. The site will also be one of the areas for the organic seed production in the Province of Isabela.



Management and Seedling Production Training for Rural Women's Group of Gamu held at Brgy. Linglingay,

D. Meetings/Trainings, Workshops and other activities attended/conducted

Gamu, Isabela. The said training was attended by group of women from different barangays of Gamu. Discussed were the advantages of raising seedlings in a seedling tray and the importance of Green house followed by demonstration on sowing and pricking.



- Attended the Cacao Congress held at SMX Lanang, Davao City with the theme "Cacao is Gold". The two day program was formally opened by no other than the chairperson of the Philippine Cacao Industry Council (PCIC) and President of the Philippine Cacao Industry Association, Consul Armi Lopez Garcia. It was attended by participants from all over the country with international guests and lecturers accumulating to 1,800 attendees and 80 exhibitors. The said program was initiated/supported by the, Department of Agriculture Region XI, Philippine Coconut Authority, Local Government of Davao, Department of Agrarian Reform, Department of Trade and Industry, Bureau of Plant Industry, Department of Tourism, Philippine Rural Development Project etc.



- Received 44,000 pcs. of seed nuts from the Philippine Coconut Authority (PCA) at Provincial Plant Nursery Annex.



- Evaluated and determined the potential of the proposed Educational/ Demonstration Farm of Loreto Bautista Jr. at Dy Abra, Tumauni, Isabela.




- Attended the Training of Trainers on Soil Fertility and Pest Management in Corn-based Agroforestry System at ISU, Cabagan on November 25, 2022 participated by the selected Barangays of 3 municipalities namely Masipi East, Cabagan, Dy Abra, Tumauni and Limbauan, San Pablo with exactly 45 individuals. It was also attended by the LGU staff, MENRO, MAO and DA of the said municipalities also PENRO, PPDO and ENRO of the province.








- Attended Resource Person Development Course for Agriculture Extension Workers (AEWs) aimed to develop and enhance the capabilities of the AEWs and ATI Staff in serving as effective and competent RPs. This course utilized the participants' learning from technology-based/technical trainings as topics that they can deliver. To sustain and solidify the ATI's role as capacity builder, it must develop more competent resource persons (RPs) on the provincial/municipal local government level in preparation to the full devolution. The AEWs as implementers and responsible in the provincial level should level-up their facilitation skills and expertise in delivering information to the farmer clientele. One of the key factors that attributed to the success of a training program was the effectiveness of its Resource Persons or trainers. Basically, RPs possess technical expertise and skills and can communicate their expertise through appropriate training methodologies.





E. Monitoring of Price



PLGU Initiated. Data collection on prevailing market price of assorted vegetables from different commercial trading centers in the province.




- Eggplant 70.00
- Tomato 40.00
- Sitao 80.00
- Squash 30.00
- Pechay 40.00
- Okra 20.00
- Sili panigang 240.00
- Sili pakbet 120.00
- Calamansi 45.00
- Mungbean 90.00


PROGRAM/PROJECT/ ACTIVITY	PROJECT DESCRIPTION	STATUS/REMARKS/ ACCOMPLISHMENT
<p>IV. FISHERIES DEVELOPMENT PROGRAM AND SERVICES</p> <p>1. Volume of Provincial Fish Production</p> <p>2. Production Support Services 2.1. Fisheries production and dispersal</p> <p>3. Technology Demonstration and Technical Assistance to Fishery Projects 1. Seasonlong Fisherfolk Field School</p>	<p>Consolidation of fish production report from various fishery resources (freshwater and marine)</p> <p>Operation and management of existing fishery facilities to support the province's requirements for fish stocks</p> <p>To equip fisherfolk participants with the necessary knowledge and skills in the operation of livelihood projects in fisheries</p>  <p>Pakitanggal na ito pls</p>	<p>Summary:</p> <p>Aquaculture Fishpond - 433.687MT Fishcage - 1.5MT</p> <p>Municipal SWIP - 21.576MT CBWs - 134.602 MT TOTAL - 591.365 MT</p> <ul style="list-style-type: none"> - Maintenance of around 5,000 male and female breeders - Routinary farm activities such as monitoring, feeding and collection of fingerlings - As part of our continuous activity on Pond-Based Semi-Intensive Polyculture Technology Demonstration Project cum Fisherfolk Field School at Brgy. Namnama, Cabatuan, Isabela consisting of 35 fisherfolk dissemination of existing technologies in aquaculture and other relevant fishery technologies and updates were conducted as follows; <ol style="list-style-type: none"> 1. Stock Sampling of Tilapia and Hito was conducted with Average Body Weight of 250 g/pc. or 4 pcs per kilo 2. Determination of of Daily Feed Ration of Fish Stocks computed as follows; $ABW \times Stocking \quad Density \times Feeding \quad Rate \times Survival \quad Rate$ $250g \times 2,500 \times 2\% \times 80\% = 9,735g$ 3. DFR = 9,735g at 3.125 kg/ration 3x a day  

<p>4. Fishery Trainings a. Grow-out Culture and Management of Tilapia and Hito</p>	<p>To showcase existing and adoptable technologies in aquaculture</p>	 <p>Training conducted -1</p> <p>No. of FFS & Farmer Participants – 35 Municipality served – 1 (B. Soliven, Isabela)</p> <p>Training conducted - 1 No. of Fisherfolk/Fish Farmer Participants - 30 Municipality served – 1 (San Manuel, Isabela)</p> <p>Training conducted -1 No. of FFS & Farmer Participants – 30 Municipality served – 1 (Cabatuan, Isabela)</p>  										
<p>5. Price monitoring of prime fishery products</p>	<p>To ensure that prices are within the acceptable range</p>	<p>Tilapia Farm Gate Price (Fishpond) – 110.00 Tilapia Magat Farm Gate Price (Fishcage) - 113.00</p>										
<p>6. Technical Assistance and Extension Support Services</p>	<p>Support and assistance to existing fishery projects</p>	<p>Municipalities served – 1 (San Pablo, Isabela) Area of fishery project – 1,000 sq.m.</p>										
<p>7. Support to other Fishery Programs/Projects</p>	<p>Losses Assessment Report for Fishery</p>	<p>Preparation of masterlist affected by typhoon “Paeng”.</p> <p>Final Fishery Damage Report Caused by Severe Tropical Storm “PAENG” (October 31, 2022) as of November 02, 2022 in the province of Isabela.</p> <table border="0"> <tr> <td>Area Affected (has)</td> <td>38.36</td> </tr> <tr> <td>Fishpond Operators (No.)</td> <td>300</td> </tr> <tr> <td>Species Affected</td> <td>Tilapia & Hito</td> </tr> <tr> <td>No. of Municipalities / Cities Affected</td> <td>23</td> </tr> <tr> <td>Value of Loss (P)</td> <td>11,364,380.70</td> </tr> </table>	Area Affected (has)	38.36	Fishpond Operators (No.)	300	Species Affected	Tilapia & Hito	No. of Municipalities / Cities Affected	23	Value of Loss (P)	11,364,380.70
Area Affected (has)	38.36											
Fishpond Operators (No.)	300											
Species Affected	Tilapia & Hito											
No. of Municipalities / Cities Affected	23											
Value of Loss (P)	11,364,380.70											

PROGRAM/PROJECT/ACTIVITY	PROJECT DESCRIPTION	STATUS/REMARKS/ ACCOMPLISHMENT
V. RURAL WOMEN ORGANIZATION (RIC)		
1. Registration/ Formation and Strengthening of Rural Women Organization	To strengthen and empower rural women towards agri-fishery development	Consolidated submitted enrolment of rural women particularly the Rural Improvement Club(RIC) per municipality for submission to DA-ATI RTC 02 and for SEC registration to wit; Angadanan No. of club - 12 No. of barangay - 12 Total membership - 1,016 Cordon No. of club - 2 No. of barangay - 2 Total membership - 64
2. Monitoring of Livelihood Support/Assistance Project	To assist/ provide technical assistance of the rural women project in the packaging and implementation of programs and projects	Monitored existing livelihood project of RIC Naguilian, Isabela on their fish smoked tilapia and galunggong. Number of kls of fish smoked - Tilapia- 10 kls - Galunggong- 10 kls 
3. Training Support		Conducted Hands-on Training on Mushroom Production and Spawn Making for the rural women's group # of trainings conducted - 2 # of participants - 98 # of municipality - 2 (RIC Quezon and RIC Gamu) - RIC Quezon, Isabela- November 8-9, 2022 

		<p>-Brgy. Linglingay, Gamu, Isabela- Nov. 10-11, 2022.</p>  <p>Hands-on Training on Nursery Management</p> 
<p>4. RIC Federation Officers on the Organizational Management Meeting</p>		<p>Attended meeting in the afternoon with the RIC Federation Officers held in Cabatuan, Isabela. Discussed during the meeting were the organizational management by updating their masterlist of members and livelihood projects of the organization.</p> 
<p>5. Cabatuan 73rd Founding Anniversary Kankanen Festival with the theme “Bileg, gaget, urnos, kappia, oh, Cabatuan Dayta”</p>		<p>Served as Chairman of the Board of Judges during the Cabatuan 73rd Founding Anniversary Kankanen Festival with the theme “Bileg, gaget, urnos, kappia, oh, Cabatuan Dayta”. Moriecos Cooking Contest was exclusive for schools in Cabatuan District School during the competition. Another contested activity was the product display contest for RIC/Women’s Group wherein different barangays participated and showcased their livelihood projects and products in the said event.</p>

		
VI. YOUNG FARMER ORGANIZATION (4H)		
<p>1. Registration/formation and strengthening of young farmer Organization .</p>	<p>Organizational Strengthening and Empowerment of Young Farmers particularly the (4H) club as an active, functional and productive member of the family towards agricultural community development.</p>	<p>Consolidated submitted registration/ enrolment of young farmers (4H) and for submission to DA-ATI-RTC San Mateo, Isabela to wit;</p> <p>Sto. Tomas</p> <ul style="list-style-type: none"> • No. of Clubs - 2 • Total membership-68 <p>San Mateo</p> <ul style="list-style-type: none"> • No. of Clubs - 4 • Total membership- 206
<p>2. Monitoring of Livelihood Support Project</p>	<p>To assist/ provide technical assistance of the young farmer project in the packaging and implementation of programs and projects</p>	<p>Project evaluation for the establishment of Urban Community Garden of the 4H club members of Gamu, Isabela together with the DA ATI-RTC 02 staff led by Mr. Cupido</p> 
<p>3. Evaluation of Provincial Outstanding Agricultural Achievers for CY 2022 on Outstanding Young Farmer (4H) Category</p>		<p>1. Evaluated Outstanding Young Farmer (4H) Individual Category.</p> <p>Various livelihood projects of the nominee Mr. Aldrin S. Abad were identified and evaluated during the said evaluation at brgy. del Pilar San Mariano, Isabela.</p> 




<p>4. Training Support</p>		<p>Conducted Hands-on Training on Mushroom Production and Spawn Making participated in by 20 active RIC members and 15 Young Farmer (4H) members and officers held at LGU- Farmers Training Center, Angadanan, Isabela.</p> 
<p>VII. PROVINCIAL AGRICULTURAL AND FISHERY COUNCIL (PAFC)</p>		<p>Joined the RAFC in the Conduct of Regular Monitoring Activity in the province</p>  <p>Conducted 4th Quarter Joint Executive and Sectoral Committee Provincial Agricultural and Fishery Council Regular Meeting</p> 

Prepared/Consolidated by:


ALETH Y. PAGULAYAN
Administrative Officer IV

Noted:

MARITES E. FROGOSO, DPA
Provincial Agriculturist

<p>4. Training Support</p>		<p>Conducted Hands-on Training on Mushroom Production and Spawn Making participated in by 20 active RIC members and 15 Young Farmer (4H) members and officers held at LGU- Farmers Training Center, Angadanan, Isabela.</p> 
<p>VII. PROVINCIAL AGRICULTURAL AND FISHERY COUNCIL (PAFC)</p>		<p>Joined the RAFC in the Conduct of Regular Monitoring Activity in the province</p>  <p>Conducted 4th Quarter Joint Executive and Sectoral Committee Provincial Agricultural and Fishery Council Regular Meeting</p> 

Prepared/Consolidated by:


ALETH Y. PAGULAYAN
 Administrative Officer IV

Noted:


MARITES E. FROGOSO, DPA
 Provincial Agriculturist