



Republic of the Philippines
PROVINCE OF ISABELA

INTEGRATED PROVINCIAL HEALTH OFFICE – FIELD HEALTH SERVICES

OFFICE OF THE PROVINCIAL HEALTH OFFICER II

ANNUAL ACCOMPLISHMENT REPORT
FY 2023

PROJECTS ,PLANS AND ACTIVITIES (PPAs)	DESCRIPTION AND OBJECTIVE/S OF THE PPAs	IMPACT OF THE ACTIVITY/IES
HEALTH SERVICE DELIVERY		
<p>COVID – 19 <u>Prevention, Detection, Isolation, Treatment, and Reintegration (PDITR)</u></p> <p>One Isabela COVID-19 Command Center (OICCC)</p>	<p>The One Isabela COVID-19 Command Center aims to harmonize the admission and management of COVID-19 patients at the appropriate level of health facilities. In addition, ensuring the prioritization of decking and admission among COVID-19 confirmed, suspect, and probable cases. Also, to provide a proper and prompt referral to Provincial Department of Health Office (PDOHO) for severe and critical cases require admission to identified COVID-19 referral hospitals, namely SIMC and CVMC.</p>	<p>Total number of calls/referrals received by the OICCC from January 1, 2023 to December 31, 2023 : <u>1</u></p> <p>Successful (Patient Admitted) – 1</p> <p>Ongoing (Patient referred with decking number) – 0</p> <p>Cancelled (Patient recovered, expired, or opted to stay in the TTMFs) – 0</p> <p><u>No. of patients referred per COVID Classification : 1</u></p> <ul style="list-style-type: none">• Suspect – 1• Probable – 0• Confirmed – 0 <p><u>No. of patients referred per COVID Category : 115</u></p> <ul style="list-style-type: none">• Asymptomatic – 0• Mild – 1• Moderate – 0• Severe – 0• Critical – 0

COVID-19 VACCINATION

Provincial Status on COVID-19 Vaccine Roll-out as of December 31, 2023

	Number of Individuals with at least ONE DOSE	Coverage (At least 1 Dose) 2023 Population	Fully Vaccinated	Coverage (Fully Vaccinated) 2023 Population
ISABELA	1,195,973	86.2%	1,131,497	81.6%

Table 1. The Table above shows the COVID-19 vaccine coverage on the administration of COVID-19 **Primary Doses** in the province.

	1st Booster Dose	Coverage	2nd Booster Dose	Coverage (1st Booster as Denominator)	Coverage (Total Pop as Denominator)
ISABELA	378,915	33.5%	51,773	13.7%	3.0%

Table 2. The Table above shows the COVID-19 vaccine coverage on the administration of COVID-19 **Booster Doses** in the province.

MUNI/CITY	3RD BOOSTER DOSE (biValent Vaccine)
ISABELA	1,997

Table 3. The Table above shows the COVID-19 vaccine coverage on the administration of COVID-19 **3rd Booster Dose** in the province.

Source: Vaccine Operation and Reporting System (VORS)

FAMILY HEALTH CLUSTER

<u>Family Planning Program</u> Family Planning Month Celebration at Palanan, Isabela	In celebration of the Family Planning Month 2023. The coastal municipality of Palanan was chosen due to the high number (787) of unmet needs among women of reproductive age which puts Palanan at Rank 1 among all the LGUs in the province based on the Field Health Information System (FHSIS) Data.	The FHSIS reveals that a total of 787 unmet needs among women of reproductive age in Palanan is recorded. This may be attributed to the cultural and traditional beliefs, lack of proper information, and the fact that Palanan is a Geographically Isolated and Disadvantaged municipality. Conducted by the IPHO, there are 138 participants which also include group of Indigenous
---	---	---

		<p>People composed of women of reproductive age, couples, and other participants where discussion on the importance of family planning and family planning methods were discussed. Participants also benefited from the different family planning services being offered during the activity which include counseling, distribution of condoms, oral contraceptive pills, removal and insertion of implants. Besides those FP services, dental examination and fluoride application were also rendered.</p>
<p><u>Adolescent Health and Development Program</u></p> <p>Adolescent Job Aid Training</p>	<p>This is intended to give health professionals step-by-step instructions on how to manage typical adolescent health and developmental conditions in a way that is more efficient, sensitive, and suited to the requirements of adolescents. With the help of this training, untrained healthcare professionals will be better equipped to cope with the challenges that affect teenagers.</p>	<p>Conducted by the IPHO thru the Adolescent Health and Development Program (AHDP) in collaboration with the Population and Development Program, and the Family Health Cluster of the CVCHD.</p> <ul style="list-style-type: none">• 31 newly trained participants completed the training as Adolescent Counselors
<p>Adolescent Teen Talk</p>	<p>Teen Talk is a form of advocacy using a an approach, Focus Group Discussion which is a method for collecting qualitative data that involves gathering of adolescent group in particular to discuss a specific topic. This aims to promote active engagement adolescents as community advocates related to reproductive health leading to positive and healthier decisions, choices, and outcomes.</p>	<p>The collaborative efforts of the Population and Development Program, Adolescent Health and Development Program of IPHO, and six (6) LGUs with high incidence of teenage pregnancy, were able to deliver the necessary key messages making our teen participants well informed and equipped with updated information.</p> <p>San Guillermo – 40 Teen participants</p> <ul style="list-style-type: none">• Male: 18• Female: 22 <p>Mallig – 40 Teen Participants</p>

		<ul style="list-style-type: none">• Male: 8• Female: 32 Alicia – 40 participants <ul style="list-style-type: none">• Male: 10• Female: 30 Cordon – 40 Teen Participants <ul style="list-style-type: none">• Male – 8• Female: 32 Sto. Tomas – 41 Teen Participants <ul style="list-style-type: none">• Male: 16• Female: 25 Benito Soliven – 40 Teen Participants <ul style="list-style-type: none">• Male: 12• Female: 28 <p>After the FGD, all participants were able to be well informed and equipped with information as well as the impacts on different adolescent issues and increased self-esteem, goal setting, improved decision-making as responsible community youth advocates.</p>
<p><u>National Safe Motherhood Program</u></p> <p>Conducted the <i>Bantay Buntis sa Bawat Barangay (BBBB)</i></p>	<p>This year’s <i>Bantay Buntis sa Bawat Barangay (BBBB)</i> focuses on pregnant teenagers with the theme “<i>Pagtuturo at Suporta sa mga Kabataang Ina para sa Ligtas at Masayang Pamilya,</i>” is the province’ brand on its advocacy to promote health and safe pregnancy which provides holistic approach through the collaboration with partner agencies such as Department of Social Welfare and Development (DSWD), Local Youth Development Office (LYDO), Department of Education, and Commission on Population and Development (CPD) recognizing the need to support young couples not only on the aspect of health but also their readiness on their responsibility as parents.</p>	<p>Conducted in the municipalities of Roxas, Tumauni, San Mariano, Alicia, and Cauayan City.</p> <p>Attended by a total of 249 participants composing of pregnant teenagers with their partners, parents/guardians, and health care workers.</p>

<p><u>National Immunization Program</u></p> <p>Basic EPI Cold Chain and Logistics Management Training</p>	<p>To capacitate health workers especially nurses and midwives who are direct implementers to deliver quality, effective and efficient immunization program implementation and monitoring on various levels of administration based the updated Manual of Operations version 2018.</p>	<p>For this batch, there are 37 newly trained healthcare workers from the primary care facilities in the province. In totality, there are about 88 health care workers trained on Basic EPI Cold Chain and Logistics Management Training in the whole province.</p> <p>TOT: 12 (2 from PHO, 4 from Ilagan CHO I & II, 6 from Cauayan CHO I, II, & III, 1)</p> <p>1st Batch: 39 completers 2nd Batch: 37 completers</p>
<p><u>Oral Health Program</u></p> <p>Oral Health Month Caravan</p>	<p>A month-long advocacy caravan organized and conducted by municipal dentists in partnership with the IPHO for the celebration of the Oral Health Month 2023. This aims to strengthen public awareness on the importance of good oral health; this further encourages dentists and other allied public health workers, relevant government agencies, and professional organizations to reach out to more people with no access to dental services.</p>	<p>The Collaboration of Provincial/Municipal/City Dentists in in various LGUs led to the following accomplishments:</p> <ul style="list-style-type: none">• Conducted Information and Education Dissemination on Proper Tooth Brushing Techniques and Benefits of Fluoride Application among Pre-schoolers below 6 years old;• Distributed Dental Kits to 3,882 Pre-schoolers from various Child Development Centers in the province;• Fluoride Varnish was given to 3,593 Pre-schoolers;• Dental Extraction- 450 individuals.

<p><u>Nutrition Program</u></p> <p>Conducted the Maternal Nutrition and Infant Young Child Feeding (MNIYCF) Training and Counseling</p>	<p>As one of the strategies in the implementation of the Nutrition Program to improve the nutritional status, and growth & development of their infants and children through optimal feeding.</p>	<p>The province was able to produce 208 health care workers trained on MNIYCF from the following health facilities:</p> <p>Provincial Level – 47 Completers</p> <ul style="list-style-type: none">• Doctor - 1• Nurse - 27• Midwife - 8• HEPOs – 1• Nutrition Staff – 4 <p>RHU Jones - 34 Completers</p> <ul style="list-style-type: none">• Doctor - 3• Nurse - 11• Midwife – 17• Support Staff - 3 <p>RHU Dinapigue - 40 Completers</p> <ul style="list-style-type: none">• Midwife - 4• BNSs - 6• BHWs – 21• IP Mandatory Representatives – 6• Police Officers - 3 <p>RHU San Agustin - 23 Completers</p> <ul style="list-style-type: none">• BNSs - 22• BHWs – 1 <p>RHU Delfin Albano - 38 Completers</p> <ul style="list-style-type: none">• BNSs - 37• Nutrition Staff – 1 <p>RHU Echague - 27 Completers</p> <ul style="list-style-type: none">• Nurse - 4• Midwife - 20• BNSs - 3 <p>RHU Naguilian - 19 Completers</p> <ul style="list-style-type: none">• Doctor - 1• Nurse - 3• Midwife - 7• BNSs - 4• BHWs – 4
---	---	---

Non-Communicable Disease Cluster		
<u>Life-Style Related Diseases</u> Orientation and Updates on Tobacco Cessation	To equip our health workers in Public Health facilities on the national directives relating to the National Tobacco Prevention and Control Program. Conducted by the Tobacco Control Program as component of the Lifestyle Related Diseases Prevention and Control Program of IPHO which primarily aims to reduce non-communicable diseases in communal and social settings caused by cigarette smoking.	Oriented 30 participants consisting of Tobacco Cessation Program Focal Persons in RHUs, CHOs, and Hospitals.
<u>Mental Health Program</u> <i>Usapang Pangkaisipan</i> for Barangay Health Workers in Twelve (12) LGUs	An advocacy drive initiated by the Integrated Provincial Health Office thru the Mental Health Program as the province’ health sector’s response to the 59 reported suicide cases as reflected in the 2022 provincial data. This activity is aimed to increase the awareness of Barangay Health Workers on mental health issues and the salient provisions of the RA 10036 or the Mental Health Act.	1, 015 BHWs benefited from the activity from the LGUs of: <ul style="list-style-type: none">• City of Ilagan• Echague• San Mateo• San Manuel• San Agustin• San Mariano• Reina Mercedes• Angadanan• Tumauini• Cordon• Ramon• Luna
Communicable Disease Cluster		
<u>National Tuberculosis Program</u> TB Plus Caravan	To provide free TB Screening and Diagnostic Services conducted by the IPHO in partnership with USAID to the selected LGUs with low Case Detection Rate coverage in the past fiscal year 2022. These	<u>Quirino, Isabela</u> Adults screened for Chest Xray: <ul style="list-style-type: none">• Male: 56• Female: 105

	are the LGUs of Quirino, Burgos, Jones, and San Guillermo.	<p>Children screened for Chest Xray:</p> <ul style="list-style-type: none">• Male: 24• Female: 17 <p><u>Burgos , Isabela</u></p> <p>Adults screened for Chest Xray:</p> <ul style="list-style-type: none">• Male: 77• Female: 97 <p>Children screened for Chest Xray:</p> <ul style="list-style-type: none">• Male: 16• Female: 7 <p><u>Jones , Isabela</u></p> <p>Adults screened for Chest Xray:</p> <ul style="list-style-type: none">• Male: 71• Female: 114 <p>Children screened for Chest Xray:</p> <ul style="list-style-type: none">• Male: 8• Female: 7 <p><u>San Guillermo , Isabela</u></p> <p>Adults screened for Chest Xray:</p> <ul style="list-style-type: none">• Male: 63• Female: 119 <p>Children screened for Chest Xray:</p> <ul style="list-style-type: none">• Male: 8• Female: 10
<p><u>Malaria Elimination and Control Program</u></p> <p>Malaria Free Province Evaluation</p>	<p>The National Malaria Control and Elimination Program (NMCEP) in partnership with Pilipinas Shell Foundation, Inc. (PSFI) convened the six (6) provinces which include the province of Isabela for the final deliberation on the declaration of Malaria-Free provinces in the country.</p>	<p>The Technical Working Group present during the deliberation endorsed the declaration of the province of Isabela to be added in the roster of 66 provinces as Malaria Free to the Undersecretary of Health that such declaration reflects a culmination of strategic planning, comprehensive interventions, and successful implementation</p>

		of malaria control measures in the province.
<u>Rabies Prevention and Control Program</u> World Rabies Day Celebration 2023	Conducted by the IPHO- FHS thru the Rabies Prevention and Control Program in coordination with the PVET and in close collaboration with the LGU of Cauayan City with the theme; “RABIES: ALL FOR 1 ONE HEALTH FOR ALL” .	Conducted at Barangay Alicaocao Community Center, Cauayan City, Isabela. Health Education and Information dissemination was conducted by the Provincial Rabies Coordinator while the event also highlights the mass dog immunization and neutering activities of the PVET immunization team. A total of 28 dogs were vaccinated during the activity.
<u>National HIV-AIDS and STI Prevention and Control Program</u> HIV/AIDS Awareness School-based Information Education Campaign	To provide age-appropriate knowledge on significant health risks to our Senior High School students and to protect themselves against the lifelong consequences of prevailing issues– teenage pregnancy, substance use and abuse, and risky sexual behaviors.	The activity was attended by 115 Senior High School students and 17 teaching and non-teaching staff of San Guillermo Guillermo Vocation and Industrial High School. This participatory approach deepened the comprehension and understanding of the target participants regarding to the true picture of social and health issues concerning today’s generations.
Population-Based Programs		
<u>Population and Development Program</u> Training of Trainers (TOT) on <i>Kalalakihang Tapat sa Obligasyon at Responsibilidad sa Pamilya (KATROPA): Ulirang Ama Para sa Pamilyang Isabeleño</i>	This is aimed to capacitate LGU employees especially men as trainors to help shape and intensify among male participants of their LGUs to become more responsive to Gender Equality and increase their involvement in Responsible Parenthood and Reproductive Health concerns.	Attended by 46 participants (22 males, 24 females) from fourteen LGUs who shall serve as trainors in cascading the program to their respective LGUs. The Province of Isabela was able to produce a total of fifty (50) KATROPA Trainors – 4 from IPHO

<p>Informed Choice on Responsible Parenthood and Reproductive Health: A Guide to Family's Welfare</p>	<p>To intensify public -private partnership in the implementation of health programs and to present Republic Act No. 10354 OF 2012 or RPRH Law.</p>	<p>and 46 from the 14 LGUs.</p> <ul style="list-style-type: none">• November 30, 2023 at Green Future Innovations, San Mariano, Isabela : 50 participants• December 1, 2023 at Universal Leaf Philippines Incorporated, Reina Mercedes, Isabela: 50 participants
<p><u>Epidemiology and Surveillance</u></p> <p>Facilitated Trainings on:</p> <p>Basic Epidemiology and Surveillance Training; and Philippine Integrated Disease Surveillance System</p>	<p>A capacity building activity in partnership with Regional Epidemiology and Surveillance Unit of the CVCHD and the Provincial Epidemiology and Surveillance Unit of the IPHO to train Disease Surveillance Officers of RHUs and Hospitals on Basic Epidemiology and Surveillance and on Philippine Integrated Disease Surveillance System – the official reporting system of Notifiable Diseases.</p>	<ul style="list-style-type: none">• Training on Disease Surveillance – 17 completers• Training on Event-Based Surveillance and Response – 65 completers• Training on Basic Epidemiology – 23 completers
<p><u>Disaster Risk Reduction and Management in Health Program</u></p> <p>Basic Life Support and Standard First Aid Training</p>	<p>To capacitate the health workers from the primary care facilities and PGI hospitals of the province being at the forefront of any emergencies and disasters by providing efficient and effective delivery of health services to affected individual and population through mobilization of Health Emergency Response Teams (HERTs).</p>	<p>IPHO's Health Emergency Response Team under the Disaster Risk Reduction Management in Health has trained health care workers on Basic Life Support and Standard First Aid from various health facilities in the province.</p> <ul style="list-style-type: none">• Basic Life Support – 181 Completers• Standard First Aid – 224 Completers

<u>Health Promotion Programs and Campaigns</u>		
Health Promotion Playbook Implementation	<p>The Health Promotion Framework Strategy which is the foundational strategy in promoting health through population-wide health promotion interventions focusing on Seven (7) Priority Areas (PAs) in Universal Health Care Integration Sites (UHC IS).</p>	<p>The Province of Isabela as one of the UHC IS in the region, received financial grant amounting to 4.5M to implement the Health Promotion Playbook in province-wide health system.</p> <p>The Health Promotion Unit of IPHO allocated the above-mentioned grant in health promotion activities and training addressing the 7 Pas which was consumed and implemented in the following activities:</p> <p>Priority Area 1: Diet and Exercise</p> <ul style="list-style-type: none">• PPA: Training of Trainors on Maternal, Newborn, Infant and Young Child Health and Nutrition (MNIYCHN)• Allocated Fund: Php 494, 920• PPA: Reorientation on Philippine Package of Essential NCD (PhilPEN) Protocol• Allocated Fund: Php 192, 400 <p>Priority Area 2: Environmental Health</p> <ul style="list-style-type: none">• PPA: Water, Sanitation and Hygiene Updates and Technical Training• Allocated Fund: Php 421, 490 <p>Priority Area 3: Immunization</p> <ul style="list-style-type: none">• PPA: MR-OPV Supplemental Immunization Activity• Allocated Fund: Php 529, 000 <p>Priority Area 4: Substance Use</p> <ul style="list-style-type: none">• PPA: Orientation on Tobacco Cessation

Healthy Pilipinas, Healthy Isabela Awards 2023	<p>In congruence with the DOH's pledge to everyone's health, <i>Sa Healthy Pilipinas, Bawat Buhay Mahalaga</i>, the IPHO thru the Health Education and Promotion Unit aimed to recognize the remarkable achievements of Local Government Units (LGUs) with best implementation of various Health Programs and Health Promotion Playbook intervention in terms of impact on increased health literacy by conducting Health Literacy Assessment, health-enabling settings, and supportive and protective public policies through EOs and other legal instruments.</p>	<ul style="list-style-type: none">Allocated Fund: Php 205, 250 <p>Priority Area 5: Mental Health</p> <ul style="list-style-type: none">PPA: Usapang Pangkaisipan for BHWsAllocated Fund: Php 776, 050 <p>Priority Area 6: Sexual and reproductive Health</p> <ul style="list-style-type: none">PPA: Roll-out Training on Adolescent Job Aid (AJA)Allocated Fund: Php 289, 500PPA: Bantay Buntis sa Bawat BarangayAllocated Fund: Php 217, 650 <p>The awards and recognition were categorized on the following:</p> <p>Program Performer Awards was given to LGUs with exemplary performance in the implementation of health programs in their localities.</p> <p>Special Awards are given to LGUs, individuals, and stakeholders for their innovations and constant support for the implementation of health programs.</p> <p>Healthy Isabela Awards are awarded to LGUs who successfully implemented the Seven (7) Priority Areas of the Health Promotion Framework Strategy. 7 LGUs were awarded out of the Fifteen (15) LGUs submitted their entries.</p> <p>Recepients of the Healthy Pilipinas, Healthy Isabela Awards 2023 received Plaques, Certificates, Tokens, and Cash Incentives.</p>
--	---	---

HEALTH SERVICE PERFORMANCE		
Conducted the Provincial Program Implementation Review 2022	An annual activity conducted by the IPHO to assess the status and impact health programs implementation at the C/MLGU levels and address identified health threats/gaps encountered in RHUs/CHOs and PGI hospitals	<p>Facilitated by IPHO and attended by MHOs/CHOs, and Chiefs of Hospitals. Program Coordinators and Chiefs of Hospitals presented the accomplishments and gaps identified under their respective programs and hospital services.</p> <p>The status of the Local Health System Maturity Level of the province was also presented.</p>
Presentation of the Annual Operational Plan 2024	An activity aimed to review the appropriation of Programs, Projects, and Activities to be conducted in order to address the identified gaps and challenges for the better delivery of health services.	<p>Attended by the PGI Finance Team headed by Governor Rodolfo T. Albano, III, Municipal/City Health Officers, Chiefs of Hospitals, Program Managers from the CVCHD, and PhilHealth.</p> <p>Atty. Noel Manuel R. Lopez, Provincial Administrator, commended the whole IPHO for coming up with a good AOP through the presentations of each health program emphasizing gaps and issues need to be addressed for a more efficient delivery of health services among Isabelinos.</p>
Bagong Pilipinas Serbisyo Fair 2023	Isabela was chosen to be the beneficiary province of the BPSF in the Cagayan Valley. With over 33 participating government agencies and national committees, the inclusion of health services in the activity which is aligned with the Health Sector's 8-Point Agenda with its slogan " Sa Healthy Pilipinas, Bawat Buhay Mahalaga ", was one of the most availed services during the 2-day fair.	There were 4,466 out of the 114,395 registered individuals availed health services which were all catered by the health workforce teams namely, Cagayan Valley Center for Health Development, Integrated Provincial Health Office of Isabela , Cagayan Valley Medical Center, Southern Isabela Medical Center, DOH Drug Abuse Treatment and Rehabilitation Center, PGI District Hospitals , City Health Offices of the City of Ilagan, City of Ilagan Medical Center, and San Antonio City of Ilagan Hospital.

Gawad Kalusugan ng Rehiyon Dos Awards 2023	In recognition of the excellent execution of various DOH programs which showcased the dedication, strategies, and solutions that led to the realization of a healthier and better Philippines.	<p>The Province of Isabela received the following awards in Provincial Category:</p> <ul style="list-style-type: none">➤ Family Planning Excellence Award➤ Best Health Promotion Implementer➤ Health Workforce and Building Block Achievers Gold Award➤
--	--	--

VITAL HEALTH INDICES (RHUs and CHOs)
FY 2023

(A) Ten (10) Leading Causes of Mortality - All Ages/100,000 Population

Causes	2022		Causes	2023	
	Number	Rate		Number	Rate
1. Cardiovascular Diseases	1,254	79.8	Cardiovascular Diseases	1,314	75.81
2. Cancer (All Kinds)	513	32.64	Cancer (All Kinds)	579	33.40
3. Hypertension	389	24.75	Hypertension	449	25.9
4. Pneumonia	352	22.4	Pneumonia	437	25.21
5. Accidents (All Kinds)	296	18.83	Cerebrovascular Accident	368	21.23
6. Cerebrovascular Accidents	206	13.1	Accidents (All Kinds)	365	21.06
7. Respiratory Distress Syndrome	146	9.28	Respiratory Failure	315	18.17
8. Chronic Obstructive Pulmonary Disease	143	9.09	Chronic Obstructive Respiratory Disease	188	10.85
9. Diabetes Mellitus	120	7.63	Kidney Diseases	169	9.75
10. Kidney Diseases	114	7.25	Respiratory Distress Syndrome	166	9.58

Table 1. A comparative data of 2022 vs. 2023 on the ten (10) leading causes of deaths where cardiovascular diseases constantly topping among other diseases as of November 30, 2023.

(B) Ten (10) Leading Causes of Morbidity - All Ages/100,000 Population

Causes	2022		Causes	2023	
	Number	Rate		Number	Rate
1. Acute Respiratory Infection (Upper and Lower)	46,269	2,944.07	Acute Respiratory Infection (Upper and Lower)	97, 637	5, 632.9
2. Hypertension	20,986	1,335.33	Hypertension	34,275	1, 977.4
3. Urinary Tract Infection	9,648	613.89	Urinary Tract Infection	14,086	812.7
4. Skin Diseases	8,236	524.05	Skin Diseases	13, 572	783.00
5. Pneumonia	7,859	500.06	Wounds/Injuries/Accidents	13, 167	759.63
6. Wounds/Injuries/Accidents	7,786	495.41	Influenza	13, 158	759.11

7. Animal Bites	7,587	482.75	Pneumonia	10, 029	578.6
8. Influenza	7,099	451.7	Animal Bites	9, 822	566.7
9. Acute Gastroenteritis	6,341	403.47	Diabetes Mellitus	7, 615	439.33
10. Vertigo	3,718	236.57	Vertigo	6, 717	387.52

Table 2. A comparative data of 2022 vs. 2023 on the ten (10) leading causes of illness where acute respiratory infections remain at the top among other diseases as of November 30, 2023.

(C) Number of Maternal Mortality (CY 2019-2023)

Maternal Death	2019	2020	2021	2022	2023
	4	10	10	8	7

Table 3.

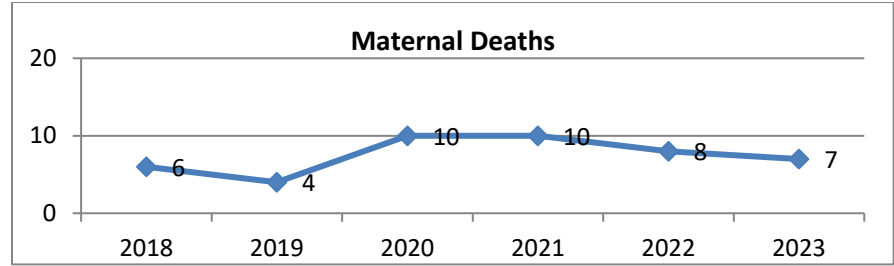


Figure 1. The graph shows the 5-year comparison of pregnancy-related deaths among women.

(D) Ten (10) Leading Causes of Infant Mortality/1,000 LB

CAUSES	2022		CAUSES	2023	
	Number	Rate		Number	Rate
1. Neonatal deaths	61	5.52	Prematurity	13	0.97
2. Septiscemia	8	0.72	Heart Diseases	10	0.74
3. Respiratory Distress Syndrome	8	0.72	Infant Sudden Death	7	0.52
4. Heart Disease	6	0.54	Septicemia	6	0.44
5. Infant Sudden Death	6	0.54	Pneumonia	4	0.29
6. Pneumonia	5	0.45	Congenital Anomaly	4	0.29
7. Prematurity	3	0.27	Cerebral Palsy	2	0.14
8. Accidents (all kinds)	2	0.18	Respiratory Failure	2	0.14
9. Asphyxia	2	0.18	Accident (All Kinds)	1	0.07
10. Multiple Organ Failure	2	0.18	Asphyxia	1	0.07

Table 4.

(E) Dengue Prevention and Control Program

Five-Year Comparison of Dengue Cases and Deaths

CY 2019-2023

	2019	2020	2021	2022	2023
Cases	4,751	379	547	6,565	1,670
Deaths	25	5	0	6	7

Table 5.

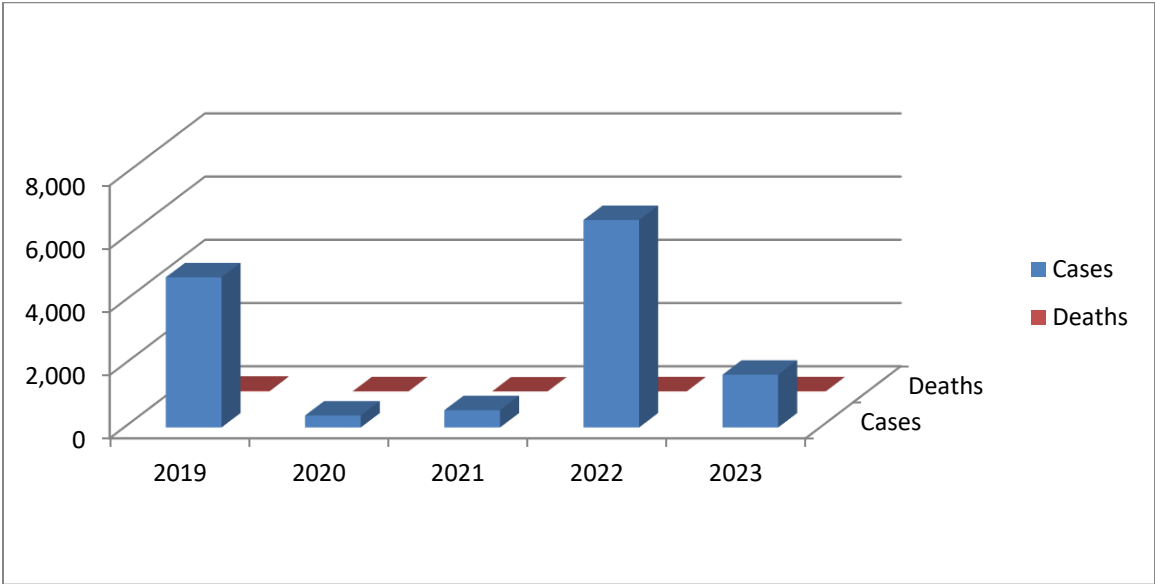


Figure 2. The graph shows the decrease number of dengue suspect cases and an increase in reported dengue-related death in 2023.

Magnitude and Dengue Cases by Municipality

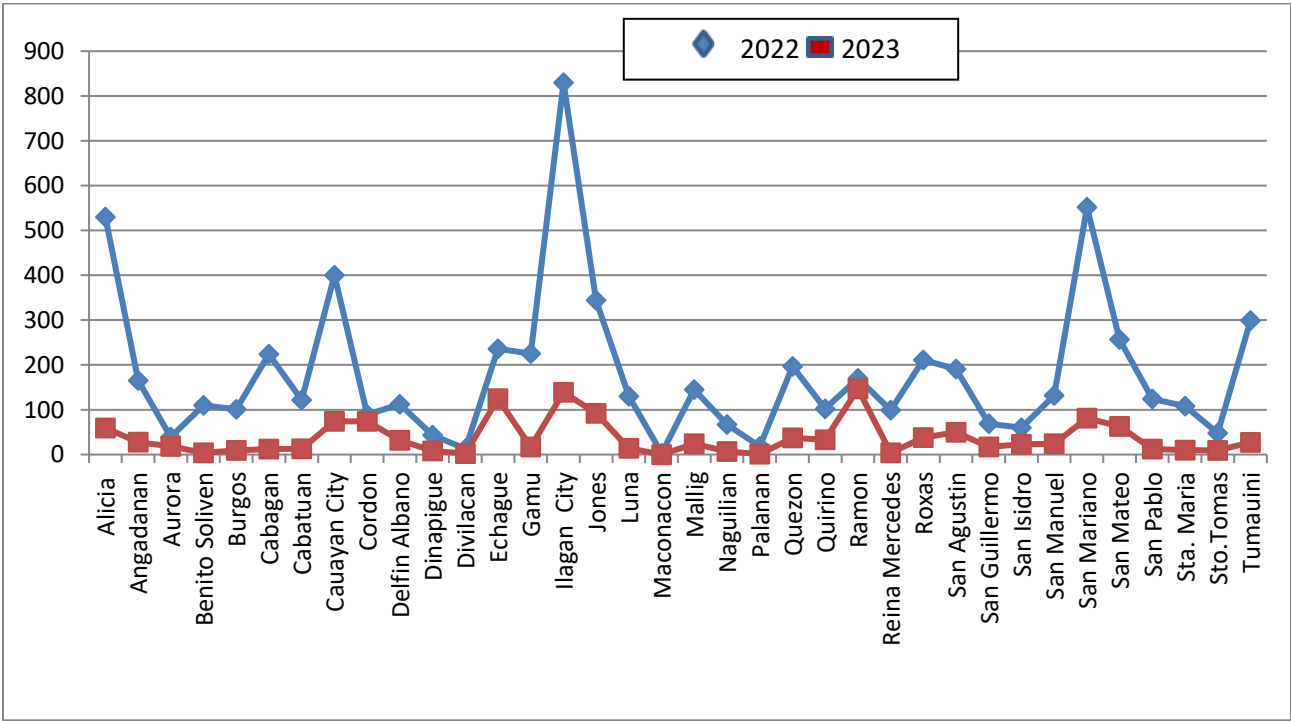


Figure 3. This figure shows the magnitude of dengue suspect cases in LGUs where the City of Ilagan, San Mariano, Alicia, Cauayan City, and Jones recorded the highest numbers in 2023.

City/Municipality	2022	2023	City/Municipality	2022	2023
Alicia	530	59	Naguilian	67	7
Angadanan	165	28	Palanan	18	1
Aurora	39	18	Quezon	197	37
Benito Soliven	110	4	Quirino	102	33
Burgos	101	9	Ramon	170	147
Cabagan	224	12	Reina Mercedes	99	4
Cabatuan	122	13	Roxas	211	38
Cordon	89	74	San Agustin	191	50
Delfin Albano	112	32	San Guillermo	69	17
Dinapigue	43	8	San Isidro	60	23
Divilacan	13	2	San Manuel	132	24
Echague	236	125	San Mariano	552	81
Gamu	225	17	San Mateo	257	63
Ilagan City	830	139	San Pablo	124	12
Jones	344	92	Sta. Maria	108	10
Luna	130	14	Sto.Tomas	48	9
Maconacon	3	0	Tumauini	299	27
Mallig	145	21	Cauayan City	400	74

Table 6. Number of dengue suspect cases disaggregated per municipality/city.

Dengue Case Fatality Rate and Incidence Rate
per / 100,000 population
CY 2019-2023

Year	Cases	Number of Deaths	Case Fatality Rate	Incidence Rate
2019	4,751	25	0.53%	309 per 100,000 population
2020	379	5	1.32%	22 per 100,000 population
2021	547	0	0	32 per 100,000 population
2022	6,565	6	0.09%	382 per 100,000 population
2023	1,670	7	0.42%	96 per 100, 000 population

Table 7.

(F) **RABIES ELIMINATION AND CONTROL PROGRAM**

Five-Year Comparison of Rabies Cases

Indicator		2019	2020	2021	2022	2023
Animal Bite Cases		35, 095	32, 913	36, 154	34, 592	51, 265
Rabies Deaths		0	1	10	9	5

Table 8.

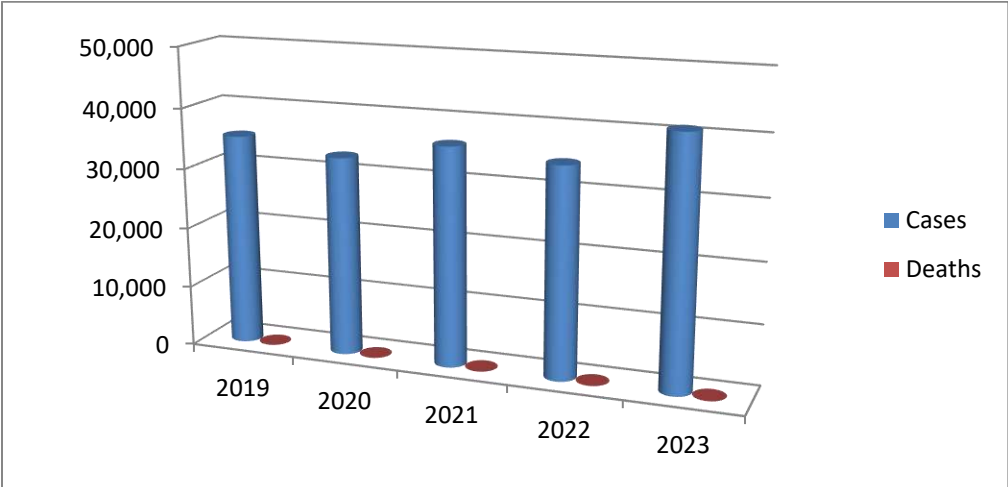


Figure 4. The graph shows an increase of animal bites and a decrease in number of deaths due Rabies.

(G) **NATIONAL TUBERCULOSIS CONTROL PROGRAM**

TB Notification Rate

Indicator	2019	2020	2021	2022	2023
Notification Rate	256/100,000	200/100,000	164/100,000	353/100,000	517/100,000

Table 9.

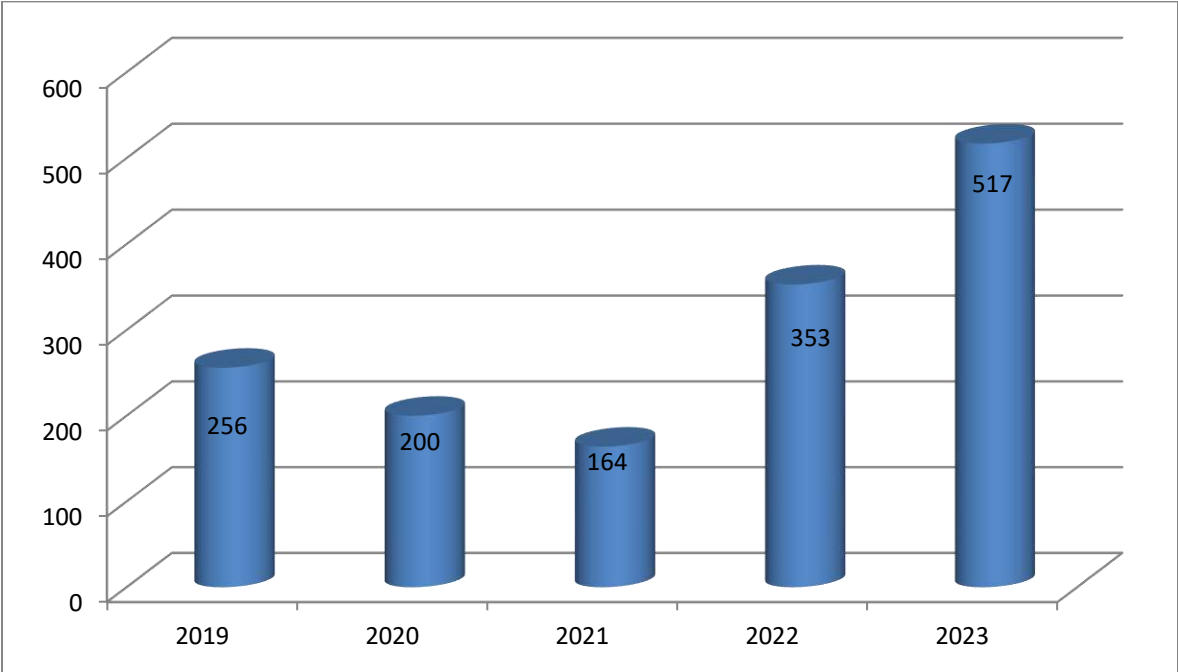


Figure 5. This figure shows an increase in the TB notification rate per 100,000 populations.

(H) **SEXUALLY TRANSMITTED INFECTIONS (STI)/HIV**
Comparison of Sexually Transmitted Infections (STI) Cases

2019	2020	2021	2022	2023
372	137	196	984	1,022

Table 10.

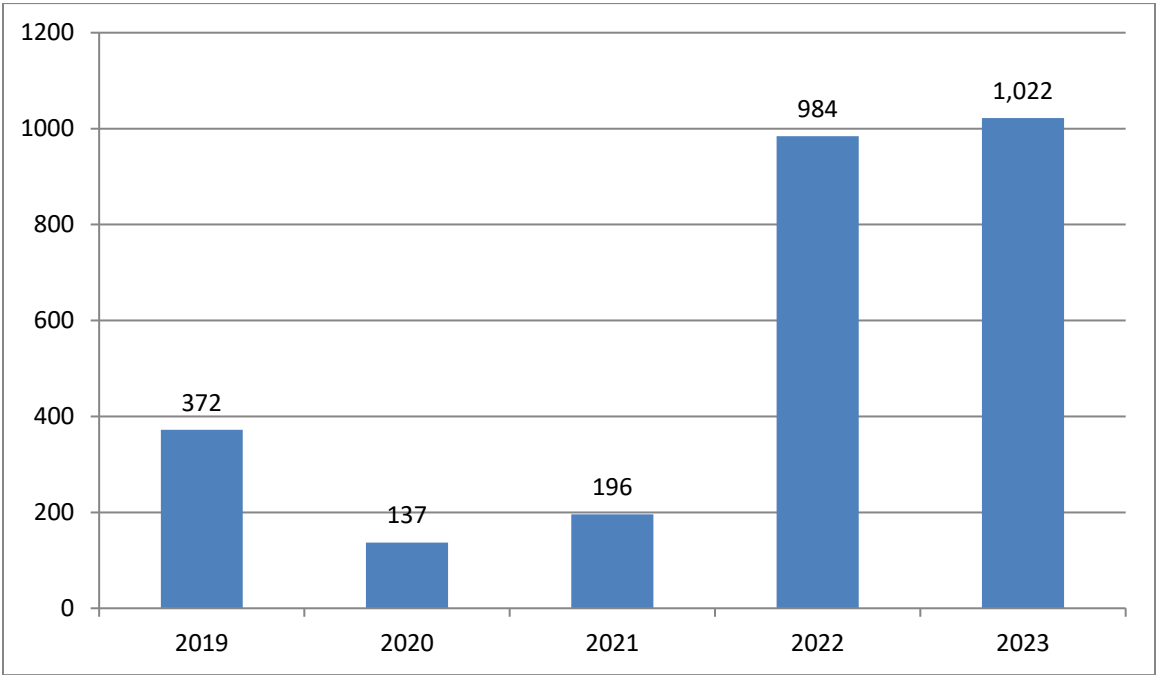


Figure 6. This figure shows an increasing trend of Sexually Transmitted Infections detected from 2020-2023

(I) **MATERNAL AND NEWBORN CARE**

Percentage of Pregnant Women with at least 4 or more Ante Natal Care Visits

CY 2018-2022

Indicator	2019	2020	2021	2022	2023
Pregnant Women with at least 4 or more Antenatal visits	48.46%	56.32%	98.08%	94.65%	90.58%

Table 11.

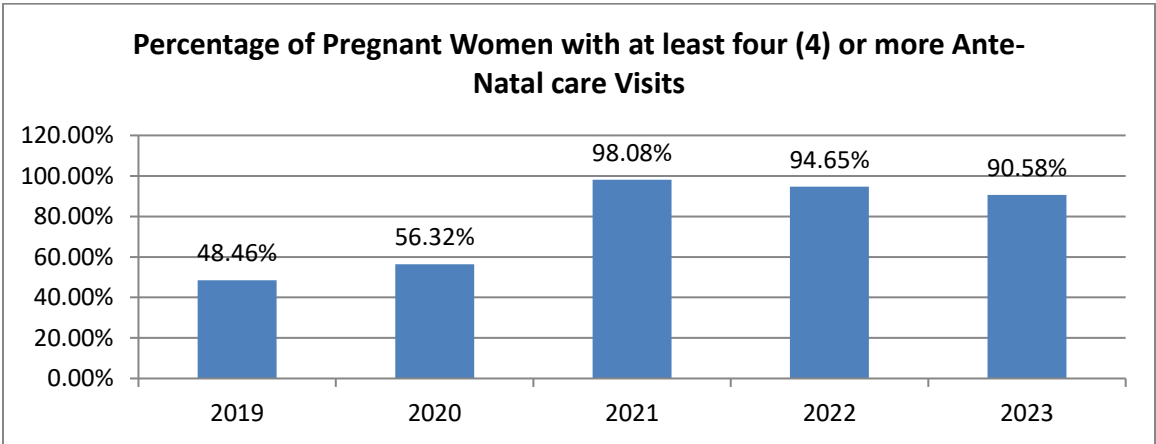


Figure 7. There is a decrease in the number of pregnant women completing the four (4) Ante-natal care visits during the duration of their pregnancy.

(J) **FAMILY PLANNING**

Current Users of Family Planning Methods

2022 vs 2023

FAMILY PLANNING METHODS	2022	2023
Oral Contraceptive Pills (OCP)	64,370	84, 361
Depo-Medroxyprogesterone (DMPA)	18,583	22, 081
Bilateral Tubal Ligation (BTL)	16,090	18, 270
Lactation Amenorrhea Method (LAM)	5,780	5, 935
Implant	5,569	7, 023
Intrauterine Device (IUD)	3,803	4, 290
Condom	1,379	1, 672
Basal Body Temperature (BBT)	80	41
Standard Days Method (SDM)	53	215
Non- Scalpel Vasectomy (NSV)	18	16
Cervical Mucus Method (CMM)	8	3
Sympto-thermal Method (STM)	2	0

Table 12. The table above reveals that the Oral Contraceptive Pills are consistently the most common used Modern Family Planning Method

(K) **ADOLESCENT HEALTH AND DEVELOPMENT PROGRAM**

5-year Comparative Data on the Incidence Rate of Teenage Pregnancy

	2018	2019	2020	2021	2022	2023
Teenage Pregnancy Rate	2.87%	2.29%	1.58%	1.75%	1.95%	1.38%

Table 13.

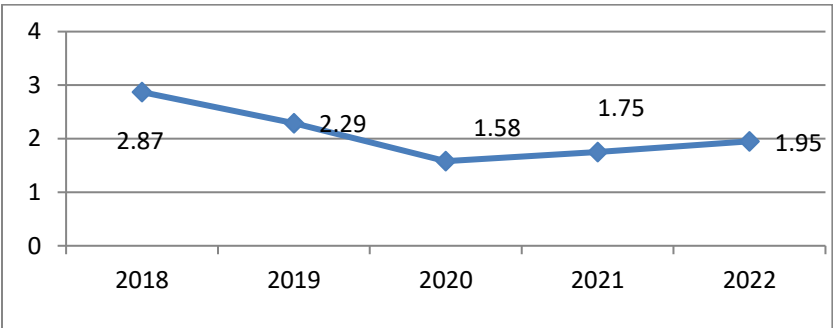


Figure 8.

5-YEAR Comparison on the Number of Teenage
Pregnancy per Municipality, Province of Isabela

City/Municipality	2019	2020	2021	2022	2023
Alicia	149	136	95	94	44
Angadanan	54	49	46	96	37
Aurora	54	54	51	59	27
Benito Soliven	88	49	23	81	72
Burgos	52	41	47	64	24
Cabagan	109	104	56	67	50
Cabatuan	87	63	56	71	59
Cauayan City	209	362	269	189	87
Cordon	98	106	100	106	89
Delfin Albano	43	26	13	25	25
Dinapigue	15	15	12	21	28
Divilacan	16	11	11	11	8
Echague	187	147	107	158	177
Gamu	72	68	42	46	45
Ilagan City	320	319	260	208	168
Jones	75	81	51	41	65
Luna	43	25	33	113	25
Maconacon	13	8	12	7	3
Mallig	85	80	63	51	56
Naguilian	73	37	38	48	35
Palanan	52	34	29	54	47
Quezon	44	65	70	44	34
Quirino	46	40	35	44	16
Ramon	116	129	124	121	88
Reina Mercedes	79	56	60	63	21
Roxas	184	171	128	133	71
San Agustin	38	38	24	31	15
San Guillermo	91	75	41	71	30
San Isidro	24	29	3	20	10
San Manuel	81	108	87	96	83
San Mariano	188	245	189	168	143
San Mateo	148	165	119	109	87
San Pablo	76	70	63	56	64
Sta. Maria	59	64	56	53	39
Sto.Tomas	31	20	23	21	15
Tumauini	146	138	109	93	46
TOTAL	3,245	3,228	2,545	2,733	1,839

Table 14. This table reflects the 5-year data of teenage pregnancy disaggregated per LGU.

(L) National Immunization Program (NIP):

Fully-Immunized Children

Indicator	2019	2020	2021	2022	2023
Fully Immunized Children	69%	71.5%	68.1%	65.3%	64.5%

Table 15.

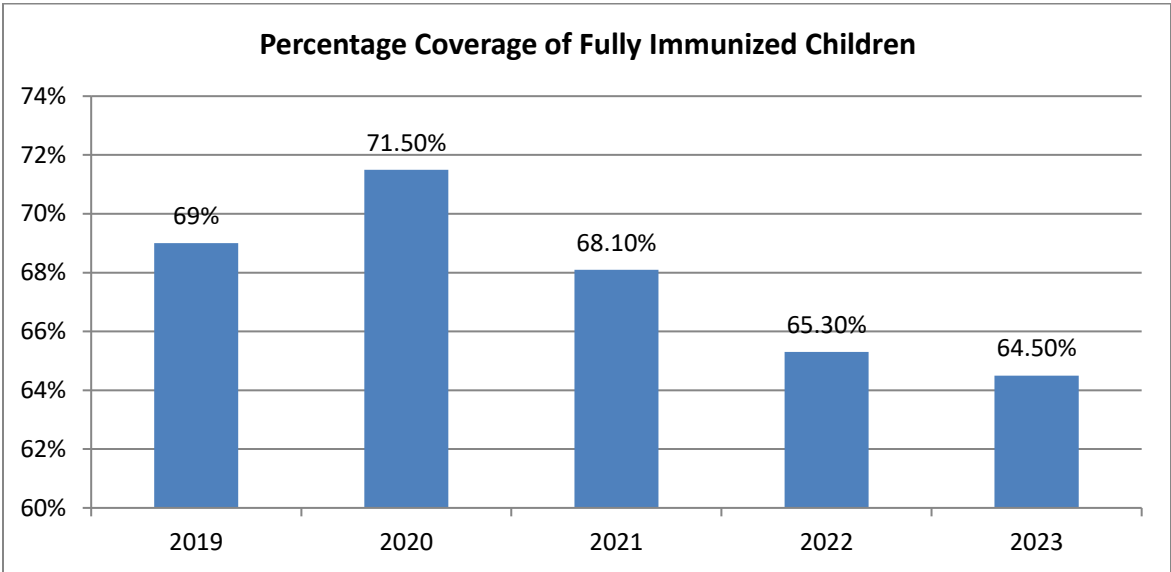


Figure 9. The graph shows the 5-year trend of children who completed their routine vaccines before reaching 5 years of age.

(M) Nutrition Program

NUTRITIONAL STATUS OF UNDER-FIVE CHILDREN IN THE PROVINCE OF ISABELA

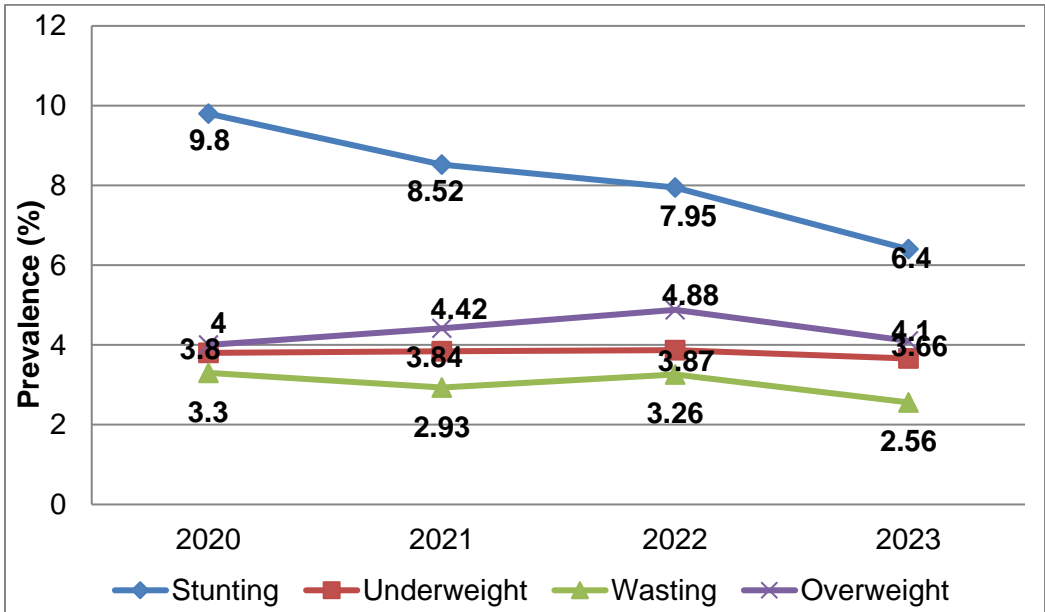


Figure 10. Trend of the different nutritional status indicators of under-five children in Isabela pre-pandemic from 2020-2023 based on the Operation Timbang (OPT) Plus

Indicator	Cut-off values for public health significance (WHO, 2008)		Prevalence in the Province (eOPT Plus 2023)	Assessment of levels of stunting, wasting and overweight in the province
	Cut-off value	Public health significance		
Stunting (height-for-age) St + SSt	<2.5% 2.5% to < 10% 10% to < 20% 20% to <30% ≥30%	Very Low Low Medium High Very High	6.40%	low
Wasting (weight-for-height) W + SW	<2.5% 2.5% to < 5% 5% to < 10% 10% to <15% ≥15%	Very Low Low Medium High Very High	2.56%	low
Overweight (weight-for-height) OW + Ob	<2.5% 2.5% to < 5% 5% to < 10% 10% to <15% ≥15%	Very Low Low Medium High Very High	4.10%	low

Table 16. Assessment of levels of stunting, wasting and overweight in Isabela based on the WHO cut-off values for public health significance

(N) CONTROL OF DIARRHEAL DISEASES AND CONTROL OF ACUTE RESPIRATORY INFECTION PROGRAM (CDD/CARI)

Percentage of Cases among Under-Five Children

Cases Under-Five Children	2021	2022	2023
Acute Respiratory Infection	32.5%	31.31%	33.28%
Pneumonia	30.2%	36.93%	37.22%
Bronchitis	16.36%	25.77%	18.37
Acute Gastroenteritis	32.43%	56.74%	30.84%

Table 17.

(O) ORAL HEALTH

Proportion of Orally Fit Children (12-59 months old) and Basic Oral Health Care given to Infants 0-11 months old, Children (1-4 years old, 5-9 years old), Adolescent and Youth (10-14 y/o, 15-19 years old), pregnant women, Adult (20-59 years old) and older person 60 y/o and above,

CY 2023

Indicators	Eligible Population	Male	Female	Total	Coverage
Orally fit children 12-	23, 253	3,446	442	7,587	32.62%

59 months old upon oral examination plus orally fir after rehabilitation					
Infants 0-11 months old who received Basic Oral Health Care (BOHC)	8, 214	3,301	3,449	6,750	82.17%
Children 1-4 years old (12-59 mos) who received BOHC	34, 879	11, 821	14, 035	25, 856	74.13%
Children 5-9 years old who received BOHC	46, 155	7,341	7, 940	15, 281	33.10%
Adolescents 10-14 years old who received BOHC	47, 114	6, 394	7, 266	13, 660	28.99%
Adolescents 15-19 years old who received BOHC	44, 166	9, 975	13, 320	23, 295	52.74%
Adults 20-59 years old who received BOHC	248, 570	12, 546	18, 907	31, 453	12.65%
Older Person 60y/o and above provided with BOHC	44, 570	7, 875	9, 418	17, 293	38.79%

Table 18.

Indicator	Eligible Population	10-14 y/o	15-19 y/o	20-49 y/o	Total	Coverage
Pregnant Women provided with BOHC	27, 379	55	1,237	8, 413	9, 705	35.44%

Table 19. Coverage of pregnant women provide with Basic Oral Health Care for 2023

(P) WATER SANITATION AND HYGIENE PROGRAM (WASH)

Percentage of Households with Access to Basic Safe Water and Safely Managed Drinking Water

CY 2019-2023

Indicators	2019	2020	2021	2022	2023
% of Households with Access to Basic Safe Water	99.73%	99%	79.28%	95.20%	95.03%
% of Households with Safely Managed Drinking Water	No Data	36.4%	47.48%	30.5%	38.73%

Table 20

Percentage of Households with Access and Safely Managed Sanitary Toilets

CY 2019-2023

Indicators	2019	2020	2021	2022	2023
% of Households with Access to Sanitary Toilets	75.3%	76%	71.64%	92.52%	90.57%
% of Households with Safely Managed Sanitary Services	62.02%	33.6%	68.84%	84.87%	81.88%

Table 21

(Q) NON-COMMUNICABLE DISEASES

Ten (10) Leading Non-Communicable Diseases

CY 2023

Morbidity	No. of Cases
1. Hypertension	120,424
2. Diabetes Mellitus	12,445
3. Cardiovascular Disease including myocardial infarction and stroke	1,871
4. Chronic Kidney Disease	13
5. Breast Cancer	11
6. Chronic Respiratory Disease	8
7. Lung Cancer	5
8. Colon Cancer	3
9. Leukemia	2
10. Liver Cancer	1

Table 22. Table shows the leading non-communicable diseases where Hypertension is the top NCD for the CY 2023.

(R) MENTAL HEALTH PROGRAM

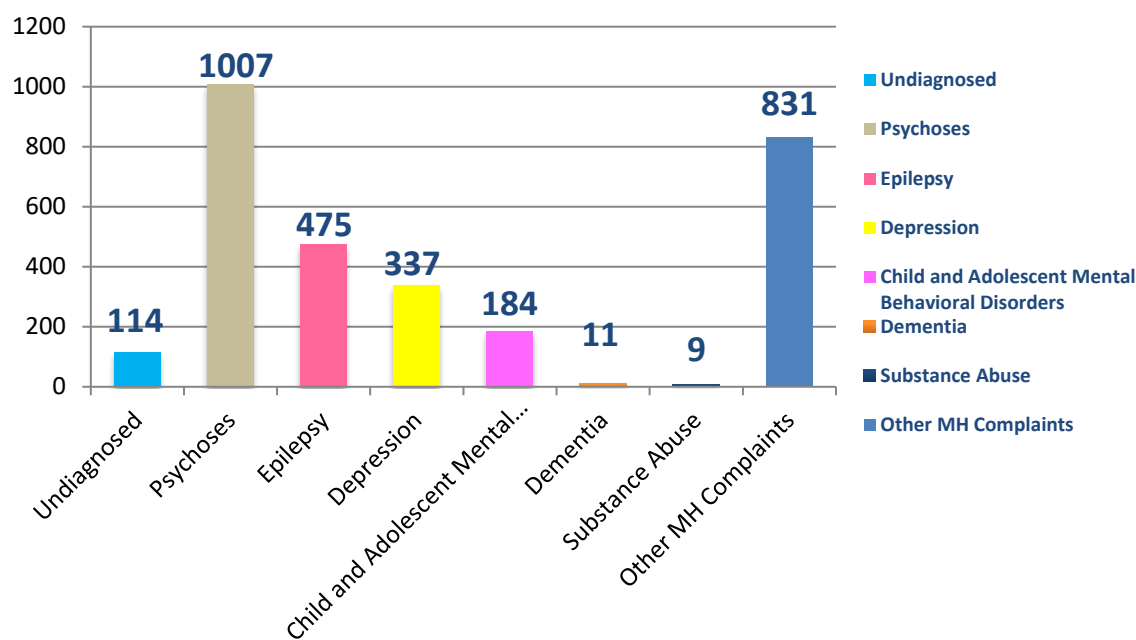


Figure 11. Shows the partial number of Service Users province-wide disaggregated per diagnosis.

(S) Deworming Services for Infants, Children, and Adolescents (CY 2023)

Eligible Pop	Male	Female	Total
No. of Pre-School Age Children 1-4 years old (given 2 doses)	33, 613	43, 813	77, 426
No. of School Age Children 5-9 years old (given 2 doses)	15, 093	13, 085	28, 178
No. of Adolescents 10-19 years old (given 2 doses)	16, 499	7, 262	23, 761
Total	142,725	136,567	279,322

Table 23. Number of eligible children and adults who received and completed 2 doses of deworming agents.

(T) LEPROSY PREVENTION AND CONTROL PROGRAM

Eligible Pop	Male	Female	Total
No. of Leprosy cases on treatment	7	5	12
No. of newly detected Leprosy cases	0	0	0

Table 24. The table shows the number of clients undergoing treatment for leprosy. For the CY 2023, there is no reported newly detected leprosy case.

Data Source:

Field Health Service Information System (FHSIS)

Integrated Tuberculosis Information System (ITIS)

Philippine Integrated Disease Surveillance and Response (PIDSR)

NCD and PhilPEN Reporting System

PHOTO DOCUMENTATION

Health Service Performance

- Provincial Program Implementation Review (August 16-17, 2023)

A man in a yellow shirt is speaking at a wooden podium. Behind him is a large screen displaying the 'SABELA' logo and the text 'PROGRAM IMPLEMENTATION REVIEW 2022'.

Our Provincial Health Officers led the conduct of the Annual Provincial Program Implementation Review for the implementation year 2022 in Field Health Services and the 7 PGI hospitals.



- Presentation of 2024 Annual Operational Plan for Health for



Governor Rodolfo T. Albano III along with the PGI Finance Team headed by Provincial Administrator Atty. Noel Manuel R. Lopez during the AOP 2024 Presentation at Maximilian Hotel, Cauayan City on September 11- 13, 2023.

- Annual Operational Plan 2025 Orientation



AOP 2025 Orientation held at Maximilian Hotel, Cauayan City on December 4-5, 2023.

- Seal of Good Local Governance



Our Provincial Health Officers, Chiefs of PGI Hospitals, and IPHO staff during the SGLG validation and on-site evaluation.

- Health Human Resource Development Bureau On-site Visit



Visit of the Department of Health Human Resource Development Bureau (HHRDB) together with confirming firm People Dynamics, Inc.(PDI) in Isabela on Nov. 9-10, 2023

- Malaria-Free Province Evaluation



(L) Dr. Nelson O. Paguirigan, Provincial Health Officer II, presenting the goals, accomplishments, and activities as well as the sustainability plans to combat malaria in the province. (R) Dr. Almira L. Reyes, Chief of Hospital II, sharing the good practices and strategies of the province on the elimination of the disease.

Health Service Delivery

TRAININGS AND MEETINGS ATTENDED AND CONDUCTED

- Training of Trainers on the System for Prevention, Early Identification, Referral, and Intervention of Delays, Disorders and Disabilities on Early Childhood (PEIRIDDEC)



(L) Ms. Antoniette U. Sanchez, Nutrition Officer II, and (R) Mr. Harijhon S. Alabon Jr, HEPO II as they presented the plans and activities of the Province of Isabela in the implementation of Early Childhood Care and Development at Manila Grand Opera Hotel last September 4-8, 2023.

- Basic Expanded Program on Immunization, Cold Chain Management and Logistics Management Training (*Piazza Hotel, November 6-10, 2023*)



- Adolescent Job Aid Training Roll-Out (*Piazza Hotel, July 5-7, 2023*)



- Training of Trainers on Maternal Nutrition, Infant Young Child Feeding (*The Hotel Sophia, June 20-23, 2023*)



- Roll-Out on Maternal Nutrition, Infant Young Child Feeding (*Dinapigue, Jones, San Agustin, Delfin Albano, Echague, Naguilian*)



- Basic Life Support and Standard First Aid Trainings



- Basic Epidemiology, Surveillance Training Roll-Out, and Event-Based Surveillance and Response Training



- Training of Trainers on *Kalalakihang Tapat sa Responsibilidad at Obligasyon sa Pamilya* (KATROPA): *Ulrang Ama Para sa Pamilyang Isabeleño (Piazza Hotel, November 16-17, 2023)*



Our certified KATROPAs from the IPHO with Ms. Rhodora D. Santos, PPO IV delivering their assigned lectures to our key participants.

- Brief Tobacco Intervention Training of Trainers (*Crown Pavilion Hotel, Tuguegarao City on October 12-13, 2023.*



Ms. Floressa P. Soriano, Non-Communicable Disease Program Coordinator and Mr. Harijhon S. Alabon Jr, HEPO II during the counselling demonstration of the BTI TOT.

- Brief Tobacco Intervention Roll-Out (*Maximilian Hotel Cuayan City, November 29, 2023*)



ADVOCACIES AND CAMPAIGNS ATTENDED AND CONDUCTED

- Responsible Parenthood and Family Planning in the Workplace (*San Mariano and Reina Mercedes, Isabela; November 30 – December 1, 2023*)



- Family Planning Month Celebration at SM Cauayan City, Isabela (*August 15, 2023*)



- Family Planning Month Celebration at Palanan, Isabela (August 2023)



- Bantay Buntis sa Bawat Barangay (Tumauini, Roxas, San Mariano, Cauayan City, Alicia)



- Human Papilloma Virus Vaccine Launching (Sa Aking Paglaki, Walang HPV) at Angadanan, Cauayan City, City of Ilagan, and San Agustin.



- TB-HIV Caravan Plus



- Oral Health Month Caravan 2023



- World Rabies Day Celebration 2023 (Brgy. Alicaocao, Cauayan City, Isabela)



- Usapang Pangkaisipan for Barangay Health Workers



- HIV-AIDS School Hopping and World AIDS Day Celebration (December 2023)



San Guillermo Vocational and Industrial High School, San Guillermo, Isabela	World AIDS Day Celebration at City of Ilagan and Benito Soliven, Isabela
---	--

- Health Education and Promotion thru Radio Engagements



Provincial Health Education and Promotion Officers during radio engagements sharing information and updates on different health programs.

- Healthy Learning Institution Implementation Provincial Launching at Lepanto Elementary School – Talaca Annex at Brgy Lepanto, Quezon Isabela (June 2, 2023)



OTHER PPAs

- Bagong Pilipinas Serbisyo Fair 2023 at City of Ilagan, Isabela (November 25-26, 2023)



Health Care Workers from the IPHO-FHS participated in the 2-day Serbisyo

- Medical Mission at Sta. Maria, Isabela (December 28, 2023)



Health Care Workers from the IPHO-FHS participated in the Medical and Dental Mission sponsored by the UP Isabela Society.

- Healthy Pilipinas, Healthy Isabela Awards (Maximilian Hotel Cauayan City, December 13, 2023)





Recipients of the Healthy Pilipinas, Healthy Isabela Awards 2023 with the Provincial Health Officers and Health Education and Promotion Unit of the CVCHD.

• Awards and Recognitions (*Gawad Kalusugan ng Rehiyon Dos 2023*)



Hail to the Queen Province of the North! The Province of Isabela as the recipient of the *Family Planning Excellence Award, Best Health Promotion Implementer, Health Workforce and Building Block Achievers Gold Award* in Provincial Category.