



Republic of the Philippines  
Province of Isabela  
**ECHAGUE DISTRICT HOSPITAL**  
Ipil, Echague, Isabela

**ANNUAL ACCOMPLISHMENT REPORT  
FOR THE FY 2022**

**AGENCY PROFILE**

Echague District Hospital, formerly Primo Gaffud District Hospital was originally located at San Fabian, Echague, Isabela and started operating in 1974 as a ten-bed (10) capacity Primary Hospital. In May 2005, it was relocated at Ipil, Echague, Isabela in one of the four (4) district hospitals constructed during the incumbency of Governor Faustino S. Dy Jr. The new hospital was inaugurated on June 29, 2005. On September 13, 2005, the Sangguniang Panlalawigan of Isabela approved and adopted a Resolution naming the new hospital as Echague District Hospital. It is a core referral hospital of the Southern Inter-Local Health Zone which includes the municipalities of Echague, Jones, San Agustin, San Isidro, Ramon, Cordon, Dinapigue and Santiago City. The population served is not only confined to its catchment areas but also to patients coming from adjacent municipalities of Alicia, Angadanan, San Guillermo, San Mateo and as far as the provinces of Quirino and Ifugao.

The Echague District Hospital is a 25-bed general hospital which is continuously experiencing tremendous influx of patients with a bed occupancy rate of 78.58% in 2022, the reason why there is a need to upsize the hospital from 25 beds to 75 beds.

**VISION and MISSION**

**Vision** – The Echague District Hospital envisions to be a 50 bed hospital with modern facilities and equipment, complete and competent personnel to ensure quality medical and surgical services that is affordable, accessible and cost effective.

**Mission** - The Echague District Hospital is committed to provide adequate, accessible and quality patient care and health services through its dedicated and competent health personnel.

## General Information

- \* Level I General Hospital
- \* Owned by the Provincial Government of Isabela
- \* Authorized bed capacity - 25
- \* Implementing beds - 19
- \* Bed Occupancy rate - 75.58%

## Hospital Operations (2022)

<b>Total Admission excluding Newborn</b>	1,712
<b>Newborn</b>	55
<b>Total Discharges</b>	1,869
<b>Total In-patient Death</b>	9
<b>Average Daily Census</b>	19
<b>Referrals – From RHU</b>	30
<b>From other hospital/centers</b>	10
<b>To other health facilities</b>	63
<b>Admissions: Non Philhealth</b>	428
<b>Pay</b>	286
<b>Service</b>	1,155
<b>Philhealth</b>	2850
<b>Provincial Health care</b>	0
<b>Beds Occupancy Rate</b>	75.58%
<b>Average Length of stay</b>	3-4 days
<b>Net Death Rate</b>	0.2%
<b>Recovery Rate</b>	190.8%
<b>Total Surgical Operations</b>	15
<b>Cesarean Section</b>	11
<b>Other Major operations</b>	4
<b>Minor (In-patients)</b>	7
<b>Minor (Out-patients)</b>	594
<b>Total Outpatient Attended</b>	7,077
<b>Total Laboratory Test Performed</b>	58,106
<b>Urinalysis</b>	3,073
<b>Hematology</b>	40,187
<b>Immunology/Serology</b>	0
<b>Blood Transfused (Cross Matching)</b>	113
<b>Fecalysis</b>	307
<b>Clinical Chem</b>	14,371
<b>Microbiology</b>	0
<b>Smears</b>	0
<b>NBS</b>	55

<b>Other Tests</b>	
<b>T3</b>	25
<b>T4</b>	26
<b>TSH</b>	46
<b>FT4</b>	22
<b>FT3</b>	7
<b>CKMB</b>	20
<b>CTN1</b>	93
<b>KOH</b>	1
<b>FOBT</b>	25
<b>Total</b>	265

<b>Total Prescriptions</b>	
<b>Filled</b>	202.47%
<b>Unfilled</b>	5.756%
<b>Total X-rays performed</b>	2,199
<b>Total referrals</b>	2,143
<b>Referrals Sent</b>	983
<b>Referrals Received</b>	1,160
<b>ABTC (Dog bite cases)</b>	5,995
<b>Dental Services</b>	777
<b>No. of Patients who had tooth Extraction</b>	160
<b>No. of Person Attended/ Examined</b>	296
<b>No. Given Counselling/Dental Health Education</b>	265
<b>No. Given Oral Prophylaxis/ Scaling</b>	14
<b>No. of patient Referred</b>	42

## Services Offered

In-patient and Out Patient Services	Dental Services
Medicine	Radiology
Pediatrics	Pharmacy
Ob-Gynecology	Reproductive and Family Planning
Surgery	Administrative and Support Services
Laboratory Services	Ambulance
Emergency Room Services	Blood Station
Animal Bite Treatment Center	Dietary

## Human Resources

The Echague District Hospital is a Level I general hospital and is owned and operated by the Provincial Government of Isabela under the leadership of Governor Rodolfo T. Albano III with the following staff composition:

### Medical Services:

Doctors - 7

- 1 – OIC-Chief of Hospital
- 5 - Medical Officer III
- 1 - Contractual Medical Officer

DOH Doctors (PRDP) - Internal Medicine

- 7 - Medical Officer IV

Visiting Consultants- 7

- 2 - Anesthesiologist
- 2 - General Surgeon
- 2 - OB-Gyne
- 1 - Radiologist (MOA)

Dental Services - 2

- 1 - Dentist II
- 1 - Dental Aide

Ancillary Services - 6

- 1 - Medical Technologist II
- 2 - Medical Technologist I
- 3 - Medical Technologist - Contractual

Radiology - 3

- 1 - Radiologic Technologist I
- 3 - Radiologic Technologist - contractual

### Administrative Services:

- 1 - OIC-Administrative Officer
- 1 - Records Officer
- 1 - Administrative Officer I(Cashier)
- 1 - Social Worker
- 3 – Drivers -
- 1 - Storekeeper I
- 2 - Admin Aide IV - Contratual
- 2 - Admin Aide III – Permanent
- 4 - Admin Aide III – Contractual
- 1 - Admin Aide II – Permanent
- 1 - Admin Aide II – Contractual
- 1 - Admin Aide II (Building Maintenance) - Permanent
- 1 - Admin Aide I/Laundry Worker - Permanent
- 1 - Admin Aide I/Laundry Worker - Contractual
- 2 - Admin Aide I – Permanent
- 7 - Utility Workers – Contractual
- 6 - PSG

### Dietary Services

- 1 - Nutritionist Dietitian - contractual
- 1 - Cook - Permanent
- 2 - Food Service Worker - Permanent

### Pharmacy Services - 7

- 1 - Pharmacist II
- 1 - Pharmacist I
- 5 - Pharmacist - Contractual

### Nursing Services - 34

- 1 - Chief Nurse
- 2 - Nurse II - Permanent
- 8 - Nurse I - Permanent
- 17 - Nurse - Contractual
- 1 - Nursing Attendant II - Permanent
- 1 - Nursing Attendant I - Permanent
- 1 - Midwife II - Permanent
- 2 - Nursing Attendant - Contractual
- 1 - RSI

## Hospital Statistics

10 Leading Causes of Mortality (2022)	
1. Cerebro Vascular Accident	1
2. Lymphosacroma septic shock 2 <sup>o</sup> health care associated pneumonia, severe, acute myocardial infarction	1
3. Brain Herniation Syndrome, Cardiovascular Disease	1
4. Probable bleeding, Hypertension stage II	1
5. Cardio Pulmonary Arrest 2 <sup>o</sup> to septic shock 2 <sup>o</sup> to typhoid fever	1
6. Septic shock 2 <sup>o</sup> to Hospital-acquired pneumonia , Pulmonary Tuberculosis	1
7. Cardiac Daeath 2 <sup>o</sup> to Anemia Upper Gastrointestinal Bleeding 2 <sup>o</sup> to Bleeding Peptic Ulcer Disease	1
8. Respiratory failure 2 <sup>o</sup> to Community Acquired Pneumonia, Pulmonary Tuberculosis	1
9. Community Acquired Pneumonia, mod risk	1

10 Leading Causes of Consultations in the OPD (2022)	
1. Sars Cov Rapid Antigen Test	2,418
2. Hypertension	663
3. Urinary Tract Infection	659
4. Sars Cov Reverse Transcription- Polymerase Chain Reaction	502
5. Essentially Normal	356
6. Acute Gastroenteritis	341
7. Diabetes Mellitus	271
8. Dengue Fever	222
9. Systemic Viral Infection	220
10. Gastritis	180

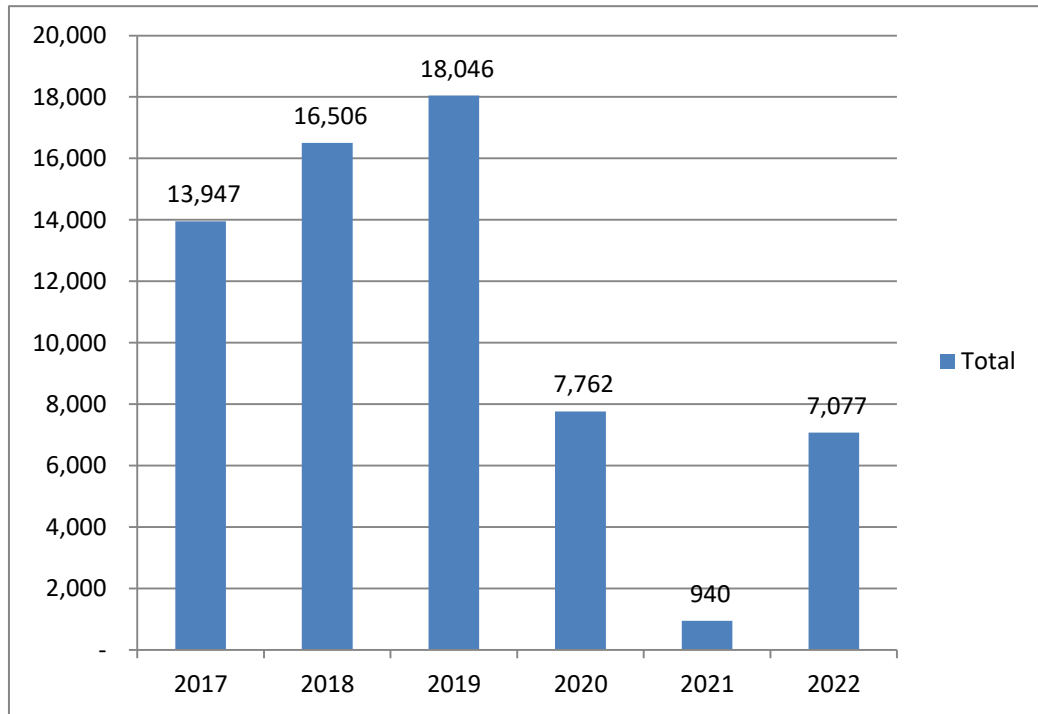
10 Leading Causes of Morbidity (2022)	
1. Pneumonia	426
2. Dengue Fever	391
3. Acute Gastroenteritis	258
4. Urinary Tract Infection	159
5. Hypertension	139
6. Covid-19 Positive	97
7. Diabetes Mellitus	72
8. Pulmonary Tuberculosis	71
9. Gastritis	66
10. Anemia	53

10 Leading Causes of ER Consultations (2022)	
1. Open wound	4,033
2. Superficial wound	745
3. Vehicular Accident	334
4. Mauling Incident	332
5. Positive Alcoholic Breath	168
6. Fracture	142
7. Cellulitis	135
8. Avulsed wound	52
9. Fall	40
10. Burn	29

<b>Discharges (2022)</b>	
1. Medicine	1,072
2. Pediatrics	663
3. Obstetrics	58
4. Normal, newborn	55
5. Surgery Adult	3
6. Non-pathologic, Newborn	3
7. Surgery Pedia	1
8. Mauling Incident	332
9. Pathologic, newborn	1

<b>Death Statistics (2022)</b>	
1. DOA	32
2. Fetal Death	0
3. ER Death	5
4. Neonatal Death	0
5. Neonatal Death Rate	0
6. Gross Death Rate	0.4%
7. Net Death Rate	0.2%
8. Infant Death	0
9. Maternal Death	0
10. Infant Death rate	0

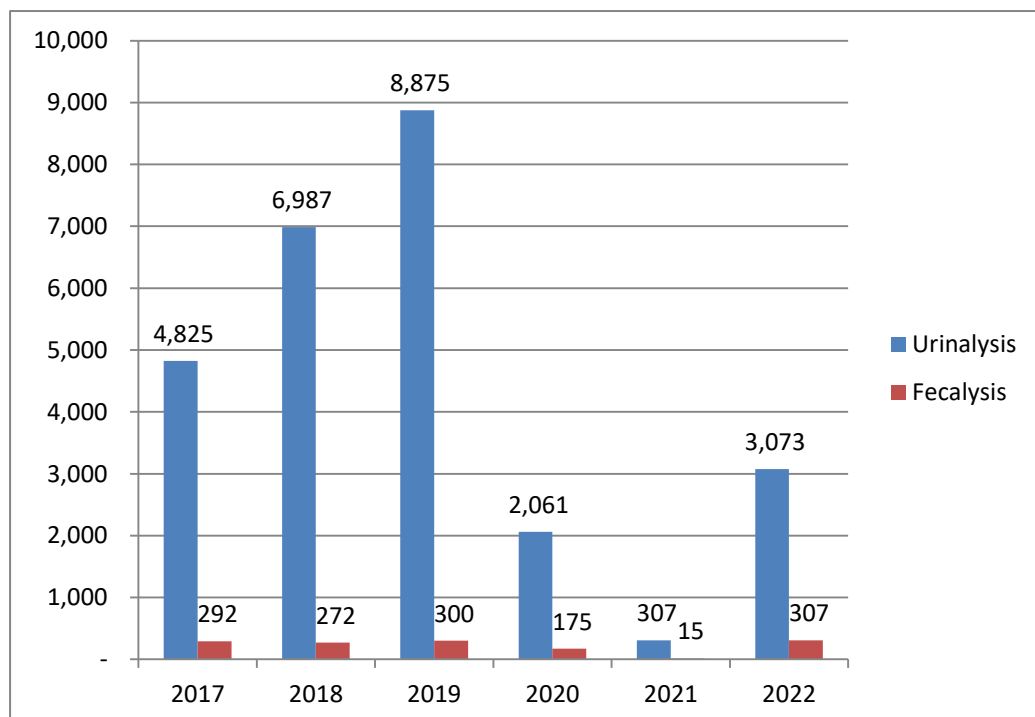
### Total OPD Patients Attended



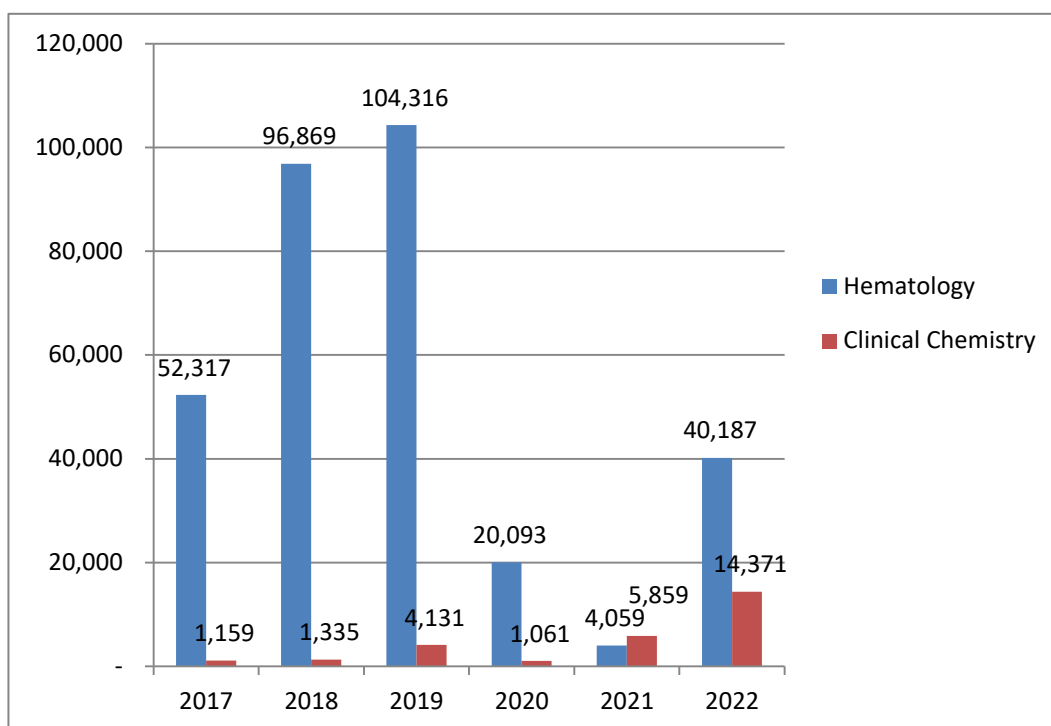
For the last five years (2017-2019), 2019 had the highest OPD Cases attended. There is a decrease in OPD cases because of pandemic.

### Laboratory

#### Urinalysis/Fecalysis

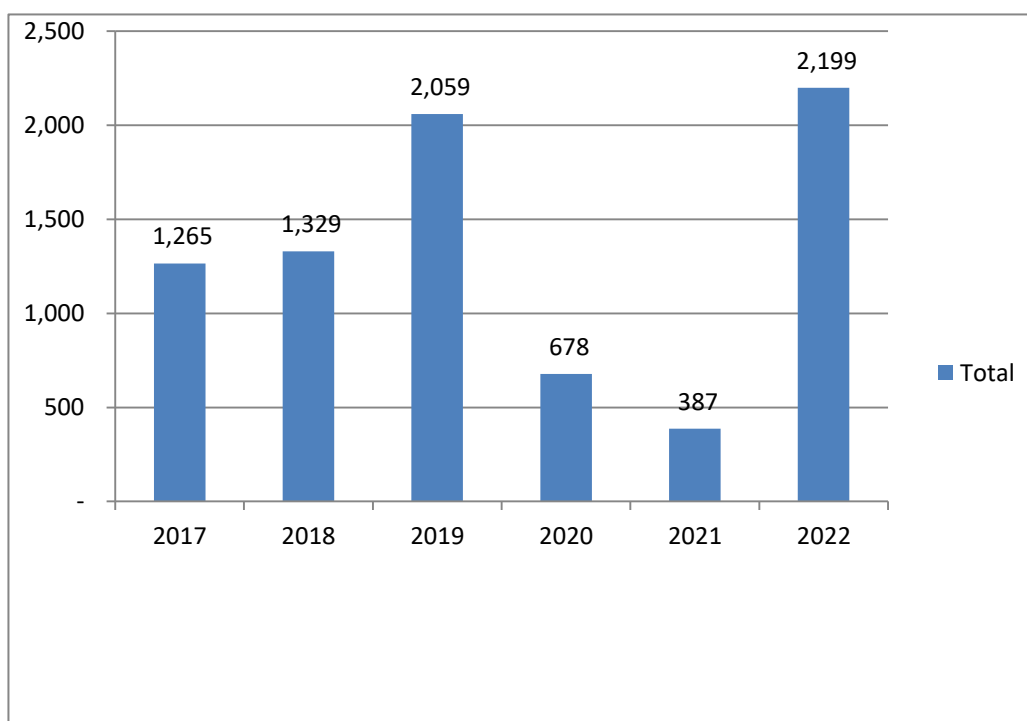


### Hematology/Clinical Chemistry



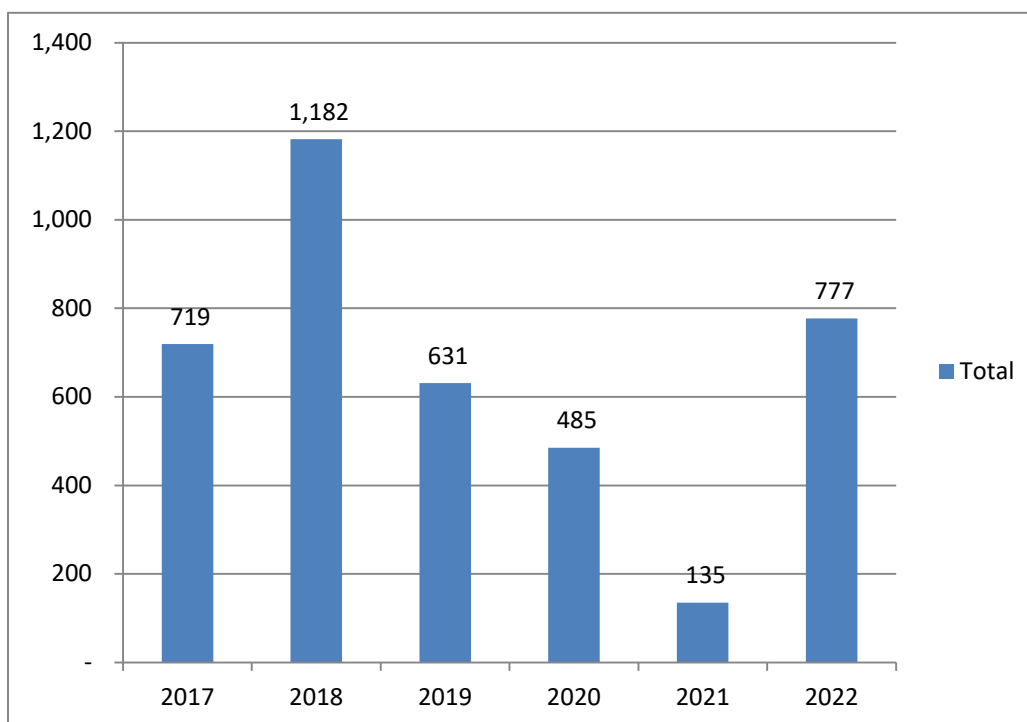
There is a significant decrease in the laboratory tests performed in 2020 and 2021 compared to the previous years because of the pandemic.

### X-ray procedures



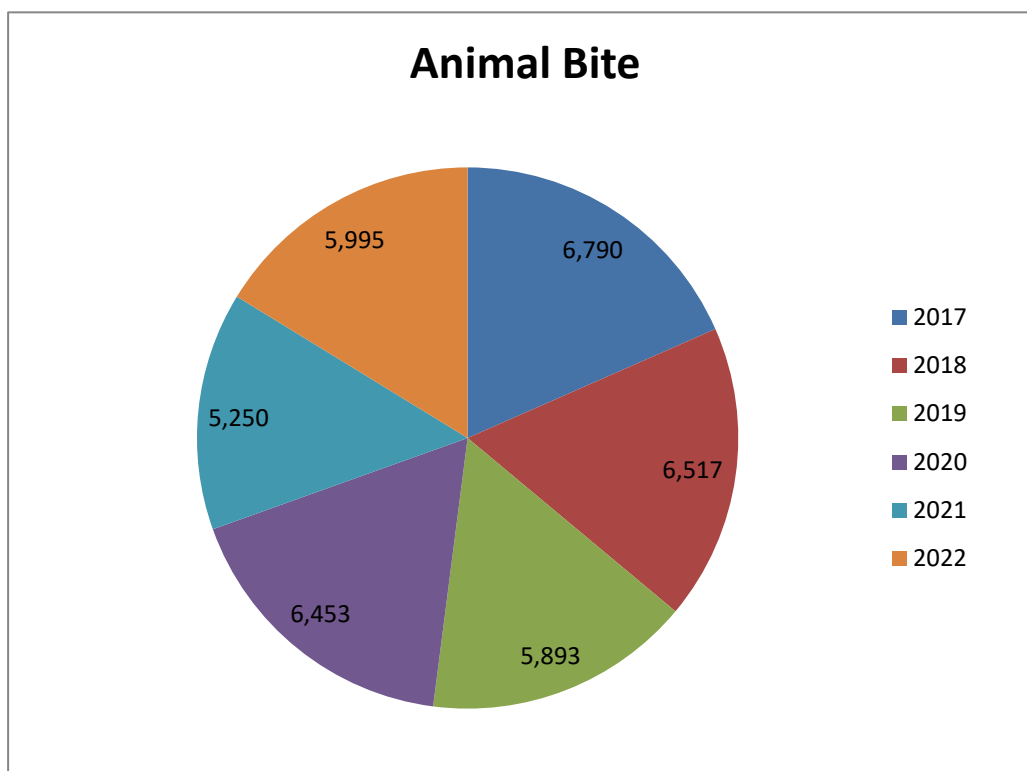


### Dental Services (tooth extraction)



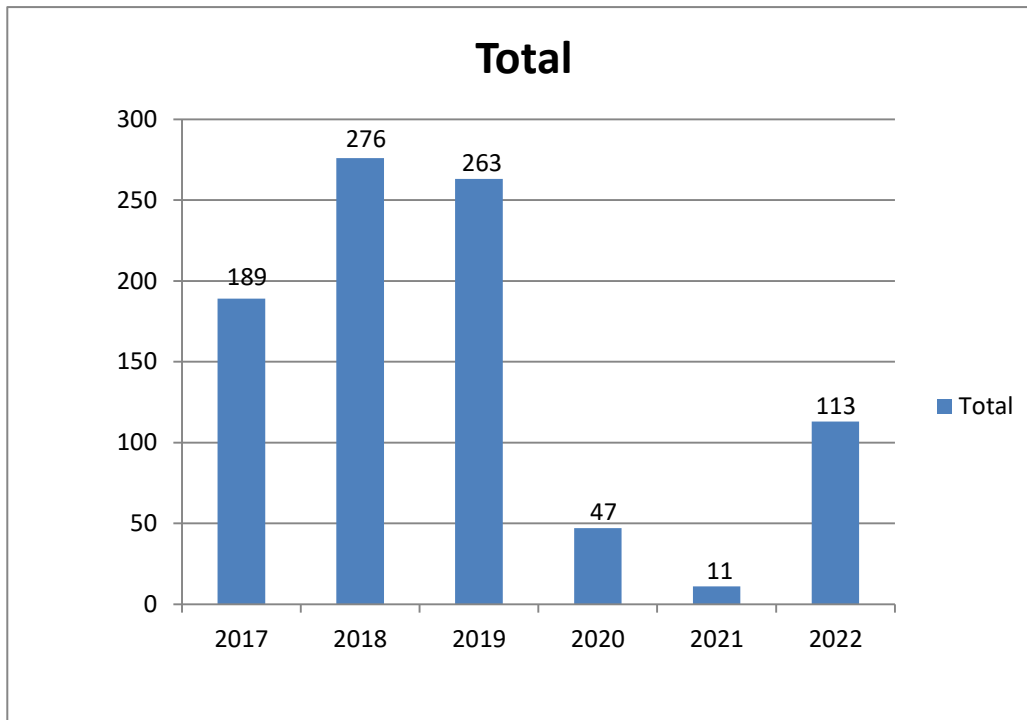
There is a significant decrease in the number of tooth extraction performed because of pandemic.

### ANIMAL BITE TREATMENT CENTER PATIENTS



Although there is a decrease in 2022, animal bite cases is still high in 2021 hence the high demand in anti-rabies vaccines. The graph shows effective Rabies awareness campaign as people immediately seek consultation and treatment when beaten by animals.

### Blood Tranfused to Patients



The decrease in blood transfusion cases in **2021 and 2022** is due to the rising of the number of COVID-19 patient and lockdowns. We have no admissions of regular patients because of the pandemic.

# HOSPITAL FACILITY IMPROVEMENT

## CONSTRUCTION OF THE HEMODIALYSIS BUILDING



## GENERATOR SET BUILDING FOR DIALYSIS



### TRANSFORMER POST FOR DIALYSIS BUILDING



**PUMP ROOM DOR DIALYSIS BUILDING**



**EQUIPMENT ACQUISITION**

**2 UNITS AUTOCLAVE MACHINE**



2 UNITS REFRIGERATOR




PHARMACY



LABORATORY



CARDIAC MONITOR



FETAL DOPPLER



## ANESTHESIA MACHINE



## OPERATING ROOM

2 UNITS O.R. TABLE



OPERATING ROOM

3 UNITS ER CART



PHARMACY



OPERATING ROOM



EMERGENCY ROOM

SUCTION MACHINE



OPERATING ROOM



NEW SUCTION MACHINE

## Equipment Acquisition - 2022

### Office Equipment

Airconditioner Cabinet type 3 toner	1 unit
-------------------------------------	--------

### Medical Equipment

Integral Dental Unit and Chair	1 unit
Fetal Doppler Heavy Duty	1 unit
Oxygen cart	3 units
Stethoscope adult 3m Littman light wight	3 units
Suction Machine Heavy duty Italy	3 units
ER Cart	3 units
Suction Machine	2 units
Cardiac Monitor	1 unit
Refrigerator	2 units
Anesthesia Machine	1 unit
OR Table	2 units
Autoclave Machine	2 units

### Policy Standards and Regulations

- The Echague District Hospital is a DOH Licensed Level 1 Health facility with an authorized capacity of 25 beds
- It is a registered member of the Philippine Hospital Association
- It is an Animal Bite Treatment Center accredited facility
- It is PHIC accredited
- It is Licensed to Operate a General Clinical Laboratory
- It is Authorized to Operate a Blood Station
- It is NEQAS certified
- It is Licensed to Operate a Pharmacy
- It is Licensed to Handle Dangerous Drugs

## Hospital Income

	Distribution 2022					
	Certification , Medical Certificates, Medico- Legal	Laboratory, X-ray, Dental, Medical	Hospital Fees: Romm & Board, OR/DR Fee, Misc.	Sales Revenue: Medicines, Supplies, NBS	PHIC	Total
<b>TOTAL</b>	107,870.00	1,639,536.00	35,771.00	3,789,651.80	5,342,928.72	<b>10,915,757.52</b>

### SUMMARY:

Cash Collection	Daily Collection	5,572,828.80
PHIC Payments	Hospital Bills	5,342,928.72

**TOTAL HOSPITAL INCOME**

**10,915,757.52**

**HERRISON O. ALEJANDRO, MD**  
Chief of Hospital II

