



PALANAN STATION HOSPITAL
CENTRO WEST, PALANAN ISABELA

2021 ACCOMPLISHMENT REPORT OF THE PALANAN STATION HOSPITAL

The Palanan Station Hospital is a DOH licensed 10 bed infirmary, an accredited BEMONC facility, an accredited ABTC, a TB-DOTS referring hospital and an accredited PHIC center of safety. Last December, 2020, the Community Isolation Unit was accredited by DOH and last February, 2021, this was also accredited by the PHIC. In October ,2021, the facility was also given a certificate of commitment by the CVCHD DOH as a Mother-Baby Friendly Hospital.

PERSONNEL

STAFFING: This year, there was a total of 39 personnel: 21 permanent, 17 contractual and 3 DOH deployed personnel as shown in the chart below:

PERSONNEL/ SERVICES	Actual No. Personnel			
	Permanent	Contractual	DOH	Total
COH	1			1
Medical Officer III	2		1	3
Nurse II /AO Designate	1			1
Nurse I	4		1	5
Nursing Attendant	3	6	1	10
Pharmacist		1		1
Medical Technologist	1			1
Office Clerk		3		3
Medical Records Clerk	1			1
Electrician	1			1
Security Guard	2			2
Cook	1			1
Utility Workers	4	6		10
Driver		1		1
TOTAL	21	17	3	<u>39</u>

The following charts below show the accomplishments of the hospital:

A. HOSPITAL OPERATIONS

• Total Admissions for the year 2021	811
• Average length of Stay/Confinement	3
• 10 Leading Causes of Admissions	
1. ACUTE LOWER RESPIRATORY TRACT INFECTION	
2. AGE	
3. COVID 19	
4. URTI	
5. ASTHMA IN AE	
6. URINARY TRACT INFECTION	
7. ACID PEPTIC DISEASE	
8. HYPERTENSION	
9. SYSTEMIC VIRAL INFECTION	
10. TYPHOID FEVER	
• 10 Leading Causes of Mortality	
1. PNEUMONIA High risk	
2. SEPSIS	
3. COVID 19 COFIRMED, CRITICAL	
4. RESPIRATORY FAILURE SECONDARY TO MECONIUM ASPIRATION	
5. ASPHYXIA SECONDARY TO DIFFICULT BREECH EXTRACTION	
• 10 Leading Causes of Morbidity	
1. ACUTE LOWER RESPIRATORY TRACT INFECTION	
2. AGE	
3. COVID 19	
4. UPPER RESPIRATORY TRACT INFECTION	
5. ASTHMA IN AE	
6. ACID PEPTIC DISEASE	
7. HYPERTENSION	
8. URINARY TRACT INFECTION	
9. TYPHOID FEVER	
10. DENGUE	

• 10 Leading Causes of Consultations	
1. URTI	
2. ACUTE LOWER RESPIRATORY TRACT INFECTION	
3. MUSCULOSKELETAL PAIN	
4. COMMON COLDS	
5. URINARY TRACT INFECTION	
6. HYPERTENSION	
7. MUSCULOSKELETAL PAIN	
8. ACID PEPTIC DISEASE	
9. SYSTEMIC VIRAL INFECTION	
10. ACUTE GASTROENTERITIS	
11. VERTIGO	

B. OPD Services

CY	2021
Total Out Patients	2838
Consultation Rate	7.2%
Ave. No./ Day	8

C. IN PATIENT SERVICES

CY	2021
Total Admission	811
Non PHIC Patient:	492
Private Service	11
Patient w/ PHIC	481
Private Service	319
Service	84
Type of Services	235
Internal Medicine	
General Surgery	304
Minor Operations:ER/OPD -suturing of wounds, Incision and drainage/ debridement	33
OB- Gyne	46
No. of NSDs	134
Pediatrics	107
No. of NBS Test Done	340
Total Discharge Alive	62
Total Inpatient Deaths	801
Gross Death Rate	11
Neonatal Mortality Rate	1.3 %
Maternal Mortality Rate	1.7 %
Infant Mortality Rate	0

FINANCIAL STATUS	CY 2021
TOTAL BUDGET	14,819,860 MOOE: 1,650,000 Meds/supplies:3,172,430.00 PS:13,169,860.00
TOTAL INCOME A. Income generated from PHIC B. Income generated from paying patients - Income from meds /supplies - Income from others (Lab/room/certificates) C. Funds from DOH/MAIP	2,796,563.54 968,247.81 828315.73 - 538261.42 - 290054.31 1,000.000.00
TOTAL EXPENDITURE	17,766,853.55 MOOE: 1,424,563.15 Meds/Supplies: 3,172,430.40 PS: 13,169,860.00

Comparison of Patient Served:

ER	OPD	ADMISSION
1251	2838	811

Classification of In-Patients Served

<i>Philhealth</i>	<i>Service Indigent(to include Indigent Philhealth)</i>	<i>Pay Patients w/o PHIC (Private Rooms)</i>
319	716	11

Animal Bite Treatment Center Cases

CY	2021
Total Number of Patients Served	117
% of animal bite cases given ERIG	100%
% of animal bite cases given complete rabies immunization	98 %

Total Number of Admissions Secondary to Injuries as a result of Vehicular Accidents	28
--	-----------

Total Number of Deliveries:107

Total Number of Newborn Screening Performed: 57 %

Number of Newborn Screening Performed	Inborn	Outborn
	61	1

ASSESSMENT OF THE STATUS HEALTH SERVICE DELIVERY

Indicators	Performance Standard	2021
OUTCOME / OUPUT MEASURES		
Bed Occupancy Rate	85 %	62.54 %
Average Length Rate	3 DAYS	3
Consultation Rate	10-15%	7.2 %
Laboratory Utilization Rate	200-300%	300 %
Net Death Rate (Total number of deaths after 48 hours in hospital)	4-5%	.6 %
Gross Death Rate (all death in the hospital including deaths less than 24 hours)	3-4%	1.3 %
Maternal Death Rate	0%	0%
Neonatal Death Rate	<2%	1.7 %
Fetal Death Rate	<2%	0%
Infant Death Rate	<2%	0%
Post-op Death Rate	<2%	N/A
Post-op Infection Rate		N/A
Gross Infection Rate (ratio of infection following clean wound operation cases after admission to hospital)	10-15%	0
Caesarian Section Rate		N/A
Filled Prescription Rate	80%	92.97 %
% of Indigent Patient served	80%	88 %
Admission Consultation Ratio	1:10	1:5
Public Health Programs (hospital as center of wellness)		
TB-DOTS		
1. No. of TB Cases diagnosed by sputum microscopy Standard: 24	24	4
2. No. of TB Cases diagnosed by sputum microscopy referred to RHU for Treatment	24	4
3. No. of TB Cased diagnosed by X-ray		N/A
4. No. of TB Cased diagnosed by X-ray referred for sputum microscopy		N/A
5. No. of sputum positive cases initiated treatment	24	4
6. No. of TB patient under – going dots		0
MALARIA PROGRAMS		
1. No. of malaria cases diagnosed by thick and thin smear		0
MOTHER BABY FRIENDLY CERTIFIED (certificate of commitment)		
No. of newborn initiated BF	100%	100%

NEWBORN SCREENING		
1. No. of Newborns with newborn screening	80%	57 %
FAMILY PLANNING		
1. No. of BTL performed		0
2. No. of NSV performed/surgical vasectomy		0
3. No. of IUD client		0
REFFERAL SYSTEM		
1. % of cases admitted referral from RHU		%
2. % of cases discharged with referral slip to RHU		74 %
3. % of cases referred to higher facilities		26 %
CATEGORY OF DOH		Infirmary
CATEGORY OF PHIC ACCREDITATION		Center of safety
PHIC patient served:		319
1. Percent indigent PHIC cardholder		66 %
2. Percent IPPHIC cardholder		9 %
3. Percent PHIC formal sector members		14 %
4. Percent PHIC non-paying member		11 %
Paying patients without insurance served (private & ward)		517
Indigent/condoned patients without insurance served		15

INFRASTRUCTURE PROJECTS 2021

As for the infrastructure projects:

1. The construction of the phase 2 of the admin building started last 2020 and this includes the roofing, the flooring, posts and the cemented flooring

Phase 1 of Admin Bldg. Constructed/finished in 2019.



Additional constructions in 2020-2021 for phase 2 of Admin Bldg.

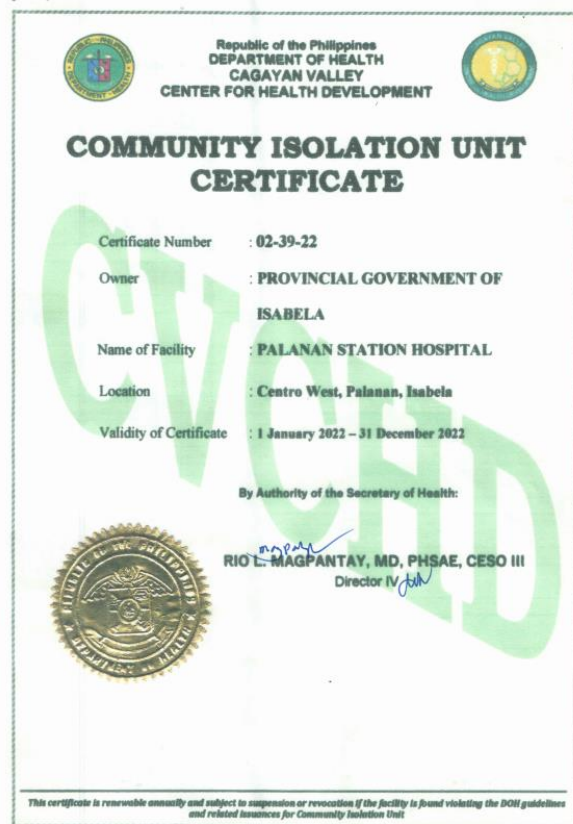


2. Renovation of Old Warehouse to become the Quarantine Facility of Healthcare Workers/CIU extension during the COVID 19 Pandemic Surge



OTHER ACCOMPLISHMENTS

1. Accreditation of Community Isolation Unit by the DOH and PHIC



2. PSH granted by the DOH a certificate of commitment as a Mother -Baby Friendly Health





Facility

3. Palanan Station Hospital awarded a certificate for being one of the best performing Newborn Screening Facility under Primary Care Government Category with Collection Age 1.02 for the period of the 4th Quarter of 2021



4. Palanan Station Hospital awarded a certificate for being one of the best performing Newborn Screening Facility under Primary Care Government Category with unsatisfactory rate of 0 for the



THIS CERTIFICATE IS HEREBY AWARDED TO

PALANAN STATION HOSPITAL

FOR BEING ONE OF THE TOP PERFORMING NEWBORN SCREENING FACILITIES —
UNDER PRIMARY CARE - GOVERNMENT CATEGORY, WITH UNSATISFACTORY RATE OF 0 FOR THE
PERIOD OF 4TH QUARTER OF 2021

GIVEN THIS 28TH OF FEBRUARY 2022.


ANTHONY JAMES F. ALMAZAN, RN, MAN
PROGRAM MANAGER, NSC-NL

Ma. Paz Otayza

MA. PAZ VIRGINIA K. OTAZA, MD, MPH, FPPS, FPSNB
UNIT HEAD, NSC-NL



1. PSH PERSONNEL HELPING THE RHU COVID VACCINATION DRIVE



2. VEGETABLE GARDENING



3. BASIC LIFE SUPPORT TRAINING



