



Republic of the Philippines
Province of Isabela
MILAGROS ALBANO DISTRICT HOSPITAL
Ngarag, Cabagan, Isabela
Telefax No. (078)-325-2069/323-2815
PHILHEALTH ACCREDITED

ACCOMPLISHMENT REPORT FOR CY 2023

A. Brief Background

The **Milagros Albano District Hospital**, Cabagan, Isabela (formerly the Northern Isabela Emergency Hospital – NIEH) was established in 1961 under the Hospital Financing Act of 1939. The hospital was then housed at the Cabagan Dispensary (now RHU).

As there was a need to expand the hospital services and facilities when people from other neighboring towns come for consultation and admission, hence, a 25 bed capacity hospital building was constructed on a 1.1 hectares donated land located along the Maharlika Highway. (Note: Adjacent land was purchased, present lot area 13,157 sq. meters)

In 1974, the hospital was converted into a 50 Bed Capacity General Hospital under R.A. 6566.

In compliance to the Local Government Code, in 1993, the hospital was devolved to the Provincial Government of Isabela.

A new hospital building was constructed along side of the old building and was inaugurated and became operational on December 8, 2004.

To date, Milagros Albano District Hospital, located at Brgy. Ngarag, Cabagan, Isabela, along the Maharlika Highway, is a Level I hospital as granted by the DOH Licensing Department and Center of Safety by Philhealth Accreditation. As a Level I hospital with an authorized 50 – bed capacity, it is the referral hospital for the Isabela North ILHZ which is comprised of the municipalities of Cabagan, San Pablo, Tumauni, Sta. Maria, Delfin Albano, the coastal towns of Maconacon and Divilacan, and Sto. Tomas. For complicated cases which the facility cannot provide, referral to a tertiary hospital, (e.g. CVMC and GFNDY) is warranted.

INFRASTRUCTURE FOR 2023

- Under the infrastructure program of the Provincial Government of Isabela implemented for the hospital:
 - Finished construction of Hemodialysis Building



- Ongoing renovation of hospital main building
- Ongoing construction of hospital fence and Sewage Treatment Plant

For the CY2023, the Milagros Albano District Hospital had served:

MEMBERSHIP	PAYROOM	SERVICE	GRAND TOTAL
INDIGENT	35	1332	1367
SPONSORED	22	1708	1730
SENIOR CITIZEN	100	684	784
LIFETIME MEMBER	13	24	37
GOVERNMENT	114	293	407
PRIVATE	62	490	552
INDIVIDUALLY PAYING	84	509	593
OFW	7	43	50
KASAMBAHAY	0	2	2
NON-PHILHEALTH	14	686	700
GRAND TOTAL	451	5771	6222

Animal Bite Treatment Center

Total Number Patients Served **4,934**

Newborn Screening Percentage

Inborn **1,177**
 Outborn **8**

Family Planning

TB-DOTS

801 mothers catered
146 patients referred to RHU

B. DEPARTMENT/SERVICES AVAILABLE

The Milagros Albano District Hospital provides the following services to the client:

- Out-patient Services
- Emergency Room Services
- Laboratory
- Pharmacy
- Radiology (X-Ray & Ultrasound)
- Dental Services
- New Born Screening
- New Born Hearing Screening
- Mother-Baby Friendly Hospital (Breastfeeding)
- Animal Bite Treatment Center
- TB-DOTS (Referring hospital)
- Immunization
- BEMONC Provider
- Family Planning
- Blood Station
- Medical (Adult Medicine)
- Pediatrics
- OB-Gyne
- General Surgery
- Orthopedic Surgery
- Anesthesiology
- Social Services
- Dietary Services

C. HOSPITAL OPERATIONS

- a. AVERAGE ADMISSION PER MONTH **518**
- b. AVERAGE LENGTH OF STAY **3 days**

c. TEN(10) LEADING CAUSES OF ADMISSION

1. Pneumonia	1121
2. Acute Gastroenteritis	359
3. Urinary Tract Infection	359
4. Hypertensive Emergency / Urgency	214
5. Electrolyte Imbalance	157
6. Bronchial Asthma	96
7. Anemia	86
8. Chronic Lower Respiratory Diseases	79
9. Pulmonary Tuberculosis	77
10. Peptic Ulcer	72

d. LEADING CAUSES OF MORTALITY

1 Respiratory Failure	21
2 Pneumonia	15
3 Myocardial Infarction	8
4 Sepsis	7
5 Heart Failure	5
6 CVD	4
7 CVA	4
8 Peptic Ulcer	2
9 Diphtheria	1
10 Pulmonary Tuberculosis	1

D. PERSONNEL STAFFING

As of CY2023, there are One Hundred Four (104) Plantilla Positions, wherein seventy-seven (77) personnel are with permanent positions. At present, there are 8 Permanent Physicians and 1 Contractual Physician, 1 Permanent Radiologist Doctor, 7 Private Doctors (Orthopedic, Anesthesiologist, Pediatrician, OBgyne, IM & Nephrologist), and 6 Doctors (Surgeon, Anesthesiologist, Pediatrician and IM) from DOH with different specialties serving the hospital under Memorandum of Agreement with the Provincial Government of Isabela. In the Nursing Service, there are 17 Permanent Nurses, 10 permanent Dialysis Nurses, 9 Contractual Nurses, 8 Permanent Nursing Attendants, 8 Contractual Nursing Attendants and 1 Permanent Midwife. In the Ancillary Services, 1, Contractual Dentist, 3 Permanent Med. Tech., 4 Contractual Med. Tech., 1 Permanent Lab. Aide., 1 Permanent Rad. Tech, 2 Permanent MET, 6 Contractual Rad. Tech., 2 Permanent Pharmacists, 4 Contractual Pharmacists, 1 Contractual Pharmacy Aide and 1 Contractual Dialysis Technician. In Administrative Services, 23 permanent employees and 33 contractual employees.

E. EXISTING PHYSICAL FACILITIES

1. WATER SOURCE : **Deep Well & LWUA**
2. ELECTRICITY : **ISELCO II & Generator**
3. COMMUNICATIONS : **PLDT landline with Internet**
4. AMBULANT SERVICES : **HYUNDAI Starex Conduction Sticker MS 6443**
5. TRANSPORTATION : **KIA NCZ8935**
6. Newly acquired equipments
 - Dental Chair with complete accessories
 - Ultrasound Machine
 - Autoclave Machine
 - Coagulation Machine
 - Chemistry Analyzer
 - Fiber Optic Intubation Sets
 - Suction Machine
 - UV Light for Disinfection
 - BP App Desk Type Pedia and Adult
 - Infusion Pump
 - Wheel Chair
 - Instrument Table Large Stainless
 - Medicine Cabinets
 - Stretchers
 - Luxury Delivery Table
 - Anesthesia Machine
 - Cautery Machines
 - ECG Machines
 - Cardiac Monitors
 - Incubator
 - Dialysis Machines and chairs

PERFORMANCE REPORT FOR CY2023

I. GENERAL INFORMATION	
Classification	General
Authorized Bed Capacity	50
Actual Implementing	50
Service Capability	Level I as DOH License
Accreditation	Level I by PHIC
Nature of Ownership	Provincial Government of Isabela
II. UTILIZATION OF HOSPITAL SERVICES	
Total in – patients Admission (excluding New Born)	5,045
New Born	1,177
Total Discharges (Alive)	6,138
➤ PHIC	5,470
➤ NON-PHIC	668
Bed Occupancy Rate (Standard 85%)	88.70%
Consultation Rate	99.80%
Admission-Consultation Ratio	1:5
Average Length of Stay	3 days
TOTAL SURGICAL OPERATIONS	
➤ Cesarean Section	118
➤ Major Operation	269
➤ Minor Operation	35
TOTAL NUMBER OF DELIVERIES	
➤ Normal Spontaneous Delivery	1084
TOTAL LABORATORY TEST PERFORMED	
➤ Urinalysis	7,477
➤ Fecalysis	1,337
➤ Hematology	11,934
➤ Clinical Chemistry	11,243
➤ Blood Banking	519
➤ Immunology & Serology	969
➤ New Born Screening (Standard 85%)	99.89%
➤ Total X – Ray Performed	3,684
TOTAL PRESCRIPTION FILLED (Standard 80%)	100%
TOTAL REFERRALS	
➤ Referred to other hospital	284
➤ Received from RHU	58
TOTAL DEATHS (In – patient including Neonatal Deaths)	
➤ Dead on Arrival	40
➤ ER Death	22
GROSS DEATH RATE	1.37%
GROSS INFECTION RATE	0
MATERNAL MORTALITY RATE	0
NEONATAL MORTALITY RATE	0
INFANT MORTALITY RATE	0
STILLBIRTH	1
TOTAL NUMBER OF PATIENTS SERVED AT ER	15,035
TOTAL NUMBER OF PATIENTS SERVED AT OPD	16,148
TOTAL NUMBER OF ADMISSIONS	6,222

SPECIAL ACTIVITIES FOR THE CY2023

- On January 23, 2023, MADH staff participated in the LGU Cabagan Inter-Agency Dance Showdown which won 3rd place.



- On January 23, 2023, MADH staff participated in 3k Color Fun Run




- March 2, 2023, Thanksgiving Mass with Governor Rodito Albano and Vice-Governor Bojie Dy at MADH and blessing of newly procured medical equipment of the hospital.






➤ On March 9, 2023, Nationwide Simultaneously Earthquake Drill (First Quarter)








- On April 21, 2023, Animal Bite Treatment Center monitoring conducted by the CVCHD ABTC Team.




- On May 9, 2023, MADH Staff Meeting



- On May 17, 2023, facility monitoring conducted by the DOH Region 02 Licensing Team



- On May 26, 2023, meeting and general cleaning conducted in preparation of Typhoon Betty




- On June 1 & 2, 2023, The IPHO Team led by Sir Jay-Ar Benitez conducted a Basic Life Support Training (BLS) for MADH Nurses, Support Personnel and Ambulance Drivers held at MADH New Building






- On June 8, 2023, MADH Personnel participated in the Second Quarter Nationwide Simultaneously Earthquake Drill



- On June 27, 2023, MADH Staff and Personnel got their 3rd Booster dose of Covid-19 Vaccine Pfizer Bivalent








- On June 29, 2023, pictures taken during cash examination conducted by the COA Team – Isabela Province



- On July 12, 2023, facility monitoring conducted by the Philhealth Licensing Team





- On July 19-21, 2023, MADH Doctor and Nurses participated in Operation Tuli Activity of RHU Cabagan at JTA Gymnasium, Anao, Cabagan, Isabela





- On July 27, 2023, MADH Doctor and Nurses participated in Medical, Surgical, at Dental Mission at Barkada's Leisure Hotel and Resort, Poblacion, San Pablo, Isabela



- On November 20, 2023, dialysis facility monitoring conducted by the Department of Health (DOH) Licensing Team




- On November 23, 2023, MADH Personnel attended in Gawad Kalusugan Awards 2023 received *Excellence Award for Detecting Accute Flaccid Paralysis Case with adequate stool sample* at Zem Hotel, Santiago City, Isabela



- On November 25 & 26, 2023, Doctors, Nurses and Admin. Staff of the Milagros Albano District Hospital participated in Bagong Pilipinas Serbisyo Fair at City of Ilagan, Isabela






Prepared by:


GRACE G. BAUI
Admin. Officer IV

Checked by:


EDENCITA R. PAGUIRIGAN, MD
Chief of Hospital



Republic of the Philippines
 Province of Isabela
MILAGROS ALBANO DISTRICT HOSPITAL
 Brgy. Ngarag, Cabagan, Isabela

CLAIM STATUS REPORT

ADMISSIONS OF JANUARY 2023 TO PRESENT

Date extracted:01/03/2024 09:02 am

MONTH	PAID		IN-PROCESS		DENIED		RETURN TO HOSPITAL	
	#	AMOUNT	#	AMOUNT	#	AMOUNT	#	AMOUNT
January 2023	260	3,896,116.38	2	34,000.00	31	340,150.00	18	198,800.00
February 2023	286	4,827,123.40	2	24,700.00	13	136,400.00	21	231,190.00
March 2023	374	6,559,211.12	2	20,560.00	17	155,500.00	21	162,190.00
April 2023	349	2,762,799.00	24	234,750	14	172,450	13	114,940.00
May 2023	462	3,409,410.37	31	363,400.00	20	195,300.00	5	91,747.00
June 2023	334	2,897,467.06	78	860,722.00	7	71,200.00	13	116,230.00
July 2023	333	2,895,828.99	235	2,655,041.00	0	0	3	29,100.00
August 2023	369	2,655,957.00	325	2,717,428.00	0	0	2	26,700.00
September 2023	348	2,556,584.24	147	1,166,430.00	2	12,000.00	0	0
October 2023	203	1,459,830.80	88	753,110.00	2	17,750.00	1	11,980.00
November 2023	10	38,750.00	31	138,900.00	0	0	0	0
December 2023	0	0	0	0	0	0	0	0
TOTAL	3,328	33,959,078.36	965	8,969,041.00	106	1,100,750.00	97	982,877.00

Prepared by

JEFFERSON S CASTRO
 Records Officer I

Certified correct

GRACE G. BAUI
 Admin. Officer IV

Approved by

EDENCITA R. PAGUIRIGAN, MD
 Chief of Hospital II