



Republic of the Philippines  
**PROVINCE OF ISABELA**  
 Alibagu, City of Ilagan




**ENVIRONMENT & NATURAL RESOURCES OFFICE**

November 5, 2024

**HON. RODOLFO T. ALBANO III**  
 Governor  
 Province of Isabela

Thru: **NOEL MANUEL R. LOPEZ**  
 Provincial Administrator



Sir:

Greetings!

May we respectfully submit the attached Report on Waste Generation and Waste Disposal for the week from October 28-November 3, 2024 which provides a summary of waste generation and disposal activities by the different offices, departments, and establishments within the Capitol Compound. The objective of which is to monitor waste management practices and ensure compliance with environmental regulations.

For his information, record and reference.

Very truly yours,

**GERONIMO P. CABACCAN, JR.**  
 ENR Officer  
*ent*

Official run: October 28-November 3, 2024

Time and Schedule of Waste Disposal: Monday – Friday (8:00 AM – 5:30 PM)

Saturday (8:00 AM – 5:00 PM)

**SUMMARY REPORT ON WASTE GENERATION AND WASTE DISPOSAL BY OFFICE/DEPARTMENT AND ESTABLISHMENTS WITHIN THE PROVINCIAL CAPITOL COMPOUND**

**Table 1: Detailed Waste Generation of Conforming Offices/Departments and Establishments**

	A. OFFICES/ DEPARTMENTS AND ESTABLISHMENTS	WASTE GENERATED (kgs)				TOTAL	REMARKS
		Biodegradable	Recyclable	Residual	Hazardous		
1	Provincial Governor's Office	147	0	17	0	<b>164</b>	<i>Segregated</i>
	-Amphitheater	2	0	2.5	0	<b>4.5</b>	<i>Segregated</i>
2	Provincial Administrator's Office	1.5	2	3	0	<b>6.5</b>	<i>Segregated</i>
3	Vice Governor's Office/ Secretary to the Sangguniang Panlalawigan	17	3	24.5	3	<b>47.5</b>	<i>Segregated</i>
4	Provincial Legal Office	1	1.5	2	0	<b>4.5</b>	<i>Segregated</i>
5	Provincial Planning & Development Office	50	0	4	0	<b>54</b>	<i>Segregated</i>
6	Provincial Treasurer's Office	0	0	9	0	<b>9</b>	<i>Segregated</i>
7	Office of the Provincial Agriculturist	10.5	0	14	0	<b>24.5</b>	<i>Segregated</i>
8	Provincial Human Resources Management Office	0	2	0	0	<b>2</b>	<i>Segregated</i>
9	Provincial Budget Office	0.5	0	3	0	<b>3.5</b>	<i>Segregated</i>
10	Provincial Assessor's Office	1	2	10	0	<b>13</b>	<i>Segregated</i>
11	Provincial Accountant's Office	12.5	2	5.5	0	<b>20</b>	<i>Segregated</i>
12	Provincial Internal Audit & Control Office	4.5	3	5.5	0	<b>13</b>	<i>Segregated</i>
13	Philippine Rural and Development Project/Provincial Project Management Implementing Unit	0.5	0	0.5	0	<b>1</b>	<i>Segregated</i>
14	Isabela Coastal Development Office	1	0	4	0	<b>5</b>	<i>Segregated</i>
15	Provincial Information Office	3	0	8	0	<b>11</b>	<i>Segregated</i>
16	Environment and Natural Resources Office	10	0	3	0	<b>13</b>	<i>Segregated</i>
17	Provincial Compound Office	363	4.5	36	0	<b>403.5</b>	<i>Segregated</i>
18	Provincial General Services Office	25	0	22	0	<b>47</b>	<i>Segregated</i>
19	Isabela Tourism Office	1	0	4	0	<b>5</b>	<i>Segregated</i>
20	Integrated Provincial Health Office	1.01	3.10	1.08	0.04	<b>5.23</b>	<i>Segregated</i>
21	Provincial Economic Development & Investment Promotion Office	3	0	2.5	0	<b>5.5</b>	<i>Segregated</i>
22	Provincial Disaster Risk Reduction and Management Office	2	10.5	30.5	0	<b>43</b>	<i>Segregated</i>
23	Public Employment Service Office	5.5	4.5	8.5	0	<b>18.5</b>	<i>Segregated</i>



24	1 <sup>st</sup> Congressional District Office	1	0	7	0	8	<i>Segregated</i>
25	Provincial Veterinary Office	1	0	1	0	2	<i>Segregated</i>
26	Provincial Social Welfare and Development Office	8.5	1.5	3	0	13	<i>Segregated</i>
27	Women and Children Protection Center	0	7	7.5	0	14.5	<i>Segregated</i>
28	LINGAP Center	0	3.5	24	0	27.5	<i>Segregated</i>
29	Provincial Jail Office	0	0	62	0	62	<i>Segregated</i>
30	Provincial Safety Office	5	0	8	0	13	<i>Segregated</i>
31	BRO Farmers	0	0	2.5	0	2.5	<i>Segregated</i>
32	TIENDA	0	0	4.5	0	4.5	<i>Segregated</i>
33	Provincial Youth and Development Office	3	0.5	1	0	4.5	<i>Segregated</i>
34	Food Court	0	3	5	0	8	<i>Segregated</i>
35	Pampagueñas Kitchenette	9	1	4.5	0	14.5	<i>Segregated</i>
36	Malou's Eatery & Snack Haus	19	2	5	0	26	<i>Segregated</i>
<b>Sub Total</b>		<b>709.01</b>	<b>56.60</b>	<b>355.08</b>	<b>3.04</b>	<b>1,123.73</b>	
<b>B. NATIONAL AGENCIES</b>							
1	DSWD-SWAD	0	0	21	0	21	<i>Segregated</i>
2	Commission on Elections	0	0	10	0	10	<i>Segregated</i>
<b>Sub Total</b>		<b>0</b>	<b>0</b>	<b>31</b>	<b>0</b>	<b>31</b>	
<b>C. PROVINCIALY-OPERATED HOSPITALS</b>							
1	Echague District Hospital	61	20.25	29.58	44.75	155.58	<i>Segregated</i>
2	Cauayan District Hospital	82	69	27	142	320	<i>Segregated</i>
3	San Mariano Community Hospital	130.3	165.5	58.95	135.3	490.05	<i>Segregated</i>
4	Gov. Faustino N. Dy Memorial Hospital	216.07	282.01	504.25	247.69	1,250.02	<i>Segregated</i>
5	Milagros Albano District Hospital	73.5	50.8	159.1	42.3	325.7	<i>Segregated</i>
6	Manuel A. Roxas District Hospital	285.46	189.22	191.2	178.15	844.03	<i>Segregated</i>
7	Palanan Station Hospital	18.07	6.6	8.25	12.35	45.27	<i>Segregated</i>
<b>Sub Total</b>		<b>866.40</b>	<b>783.38</b>	<b>978.33</b>	<b>802.54</b>	<b>3,430.65</b>	
<b>Grand Total</b>		<b>1,575.40</b>	<b>783.98</b>	<b>1,364.41</b>	<b>805.58</b>	<b>4,585.38 kgs.</b>	

**Table 2:** *Non-Conforming (no data since no waste were brought to the PGI-ENRO RCA for recording/documentation) Offices/Departments and Establishments within capitol compound including national agencies.*

<b>A. PGI OFFICES/DEPARTMENTS AND ESTABLISHMENTS</b>		
<b>No.</b>	<b>Office/Departments and Establishments</b>	<b>Other Remarks</b>
1	Management Information System	-
2	Provincial Security Group	-
3	Provincial Engineer's Office	-
4	Provincial Model Day Care Center	-
5	Provincial Cooperative, Livelihood and Enterprise Development Office	-
6	Jaja's Kitchenette and Snacks House	-
7	Capitol's Catering Services (closed)	-
8	Lucky JJ's Kitchenette and Snack Haus	-
9	S.A Burger Hauz	-
10	Five Rose Eatery (Queen Isabela Park)	-

**B. NATIONAL OFFICES/DEPARTMENTS**

1	Registry of Deeds	-
2	Department of Interior and Local Government	-
3	National Commission on Indigenous Peoples	-
4	Philippine Information Agency	-
5	Bureau of Fire Protection	-
6	202 <sup>nd</sup> (Isabela) Ready Reserve Infantry Battalion	-
7	OWWA Sub-Office	-

The weekly summary report highlights the waste generation and disposal activities within the Capitol Compound and Provincially Operated Hospitals. Most departments are adhering to waste segregation policies and improved waste management practices. A total of **4,585.38 kilograms** (recyclable, residual, hazardous, and biodegradable) were collected and disposed through the ENRO MRF, Compost Heap and Vermicomposting Facilities, and to the City of Ilagan Sanitary Landfill Facility (SLF).

Prepared by:

Checked and reviewed by:



PHOEBE T. LEGAWEN  
CDA II



CELIA N. BADUA  
SupEMS



## Solid Waste Management Activities at ENRO Material Recovery Facility (MRF) and within Provincial Capitol premises

### SEGREGATION

Classifying solid waste into categories (Biodegradable, Recyclable, Residual, and Hazardous) to ensure proper disposal and recycling.




### WEIGHING

Measuring the quantity of each type of solid waste generated to track waste generation and manage resources effectively.




### RECORDING

Documenting data on solid waste generation to monitor trends and provide guidelines for effective solid waste management protocols.





Compiled photos taken this week of solid waste management activities in Provincial-Owned Hospitals



This process follows the principles of RA 9003 (Ecological Solid Waste Management Act of 2000) and RA 6969 (Toxic Substances and Hazardous and Nuclear Wastes Control Act of 1990) in managing solid waste by **classifying** them into four categories; Biodegradable, Recyclable, Residual and Hazardous wastes and accurately **weighing** the wastes for tracking of resources and thorough **documentation** to track the trend of the wastes managed.