



Republic of the Philippines
PROVINCE OF ISABELA
Alibagu, City of Ilagan




ENVIRONMENT & NATURAL RESOURCES OFFICE

December 10, 2024

HON. RODOLFO T. ALBANO III
Governor
Province of Isabela

Thru: **NOEL MANUEL R. LOPEZ**
Provincial Administrator




Sir:


Greetings!

May we respectfully submit the attached Report on Waste Generation and Waste Disposal for the week from December 02-December 08, 2024 which provides a summary of waste generation and disposal activities by the different offices, departments, and establishments within the Capitol Compound. The objective of which is to monitor waste management practices and ensure compliance with environmental regulations.

For his information, record and reference.

Very truly yours,


GERONIMO P. CABACCAN, JR.
ENR Officer
ent



Official run: December 02 to December 08, 2024

Time and Schedule of Waste Disposal: Monday – Friday (8:00 AM – 5:30 PM)

Saturday (8:00 AM – 5:00 PM)

SUMMARY REPORT ON WASTE GENERATION AND WASTE DISPOSAL BY OFFICE/DEPARTMENT AND ESTABLISHMENTS WITHIN THE PROVINCIAL CAPITOL COMPOUND

Table 1: Detailed Waste Generation of Conforming Offices/Departments and Establishments.

	A. OFFICES/ DEPARTMENTS AND ESTABLISHMENTS	WASTE GENERATED (kgs)				TOTAL	REMARKS
		Biodegradable	Recyclable	Residual	Hazardous		
1	Provincial Governor's Office	17.5	13	26.5	0	57	<i>Segregated</i>
2	Balai	6	0	29	0	35	<i>Segregated</i>
3	Provincial Administrator's Office	5.5	2	11	0	18.5	<i>Segregated</i>
4	Vice Governor's Office/ Secretary to the Sangguniang Panlalawigan	0	3.5	29	0	32.5	<i>Segregated</i>
5	Provincial Planning & Development Office	7	0	6	0	13	<i>Segregated</i>
6	Provincial Legal Office	2.5	.5	1.5	0	4.5	<i>Segregated</i>
7	Provincial Treasurer's Office	2.5	0	16	0	18.5	<i>Segregated</i>
8	Office of the Provincial Agriculturist	4	3	19	0	26	<i>Segregated</i>
9	Provincial Human Resources Management Office	2.5	1.5	2.5	0	6.5	<i>Segregated</i>
10	Provincial Budget Office	0	0	8.7	0	8.7	<i>Segregated</i>
11	Provincial Assessor's Office	4	0	12	0	16	<i>Segregated</i>
12	Provincial Accountant's Office	3	0	7.5	0	10.5	<i>Segregated</i>
13	Provincial Internal Audit & Control Office	3	0.5	7.5	1	12	<i>Segregated</i>
14	Philippine Rural and Development Project/Provincial Project Management Implementing Unit	0	0	1.5	0	1.5	<i>Segregated</i>
15	Isabela Coastal Development Office	0	0.5	3.5	0	4	<i>Segregated</i>
16	Management Information System	0	0	2	0	2	<i>Segregated</i>
17	Provincial Information Office	0	1	6.5	0	7.5	<i>Segregated</i>
18	Environment and Natural Resources Office	14	1.5	2	0	17.5	<i>Segregated</i>
19	Provincial Compound Office	84	7	46	178	315	<i>Segregated</i>
20	Provincial General Services Office	0	0	15	0	15	<i>Segregated</i>
21	Provincial Economic Development & Investment Promotion Office	1.5	0.5	4	0	6	<i>Segregated</i>
22	Public Employment Service Office	0	0	8.5	0	8.5	<i>Segregated</i>
23	Provincial Veterinary Office	1.5	0	1.5	0	3	<i>Segregated</i>
24	Provincial Social Welfare and Development Office	3	1	7.5	0	11.5	<i>Segregated</i>

25	Women and Children Protection Center	0	0	16	0	16	<i>Segregated</i>
26	LINGAP Center	2	3.5	14.5	0	20	<i>Segregated</i>
27	Provincial Jail Office	0	0	72	0	72	<i>Segregated</i>
28	Provincial Engineer's Office	4	0	5	0	9	<i>Segregated</i>
29	Provincial Cooperative, Livelihood and Enterprise Development Office	1	0	1	0	2	<i>Segregated</i>
30	BRO Farmers	0	0	1	0	1	<i>Segregated</i>
31	Provincial Youth and Development Office	1.5	0.5	5.5	0	7.5	<i>Segregated</i>
32	Food Court	0	2	2.5	0	4.5	<i>Segregated</i>
33	Pampagueñas Kitchenette	2	0	2	0	4	<i>Segregated</i>
Sub Total		172	41.5	393.7	179	786.20	
B. NATIONAL AGENCIES							
1	DSWD-SWAD	0	0	4	0	4	<i>Segregated</i>
2	Commission on Elections	0	0	4	0	4	<i>Segregated</i>
Sub Total		0	0	8	0	8	
C. PROVINCIALLY-OPERATED HOSPITALS							
1	Echague District Hospital	59.75	16.5	20.75	24	121	<i>Segregated</i>
2	Cauayan District Hospital	112	77.5	44	188	421.5	<i>Segregated</i>
3	San Mariano Community Hospital	61.1	81.8	49.8	27.5	220.2	<i>Segregated</i>
4	Gov. Faustino N. Dy Memorial Hospital	316.81	270.78	512.75	225.05	1,325.39	<i>Segregated</i>
5	Milagros Albano District Hospital	44.6	23.5	63.9	39.2	171.2	<i>Segregated</i>
6	Manuel A. Roxas District Hospital	255.15	148.26	163.35	165.3	732.06	<i>Segregated</i>
7	Palanan Station Hospital	8.156	0	14.842	2.507	25.505	<i>Segregated</i>
Sub Total		789.66	601.84	833.8	645.05	2,870.35	
Grand Total		961.66	643.34	1,235.50	824.05	3,664.55 kgs.	

Table 2: *Non-Conforming (no data since no waste were brought to the PGI-ENRO RCA for recording/documentation) Offices/Departments and Establishments within capitol compound including national agencies.*

A. PGI OFFICES/DEPARTMENTS AND ESTABLISHMENTS		
No.	Office/Departments and Establishments	Other Remarks
1	Amphitheater	-
2	Vendor	-
3	Jaja's Kitchenette and Snacks House	-
4	Malou's Eatery & Snack Haus	-
5	Provincial Security Group	-
6	Provincial Model Day Care Center	-
7	Integrated Provincial Health Office	-
8	Capitol's Catering Services (closed)	-
9	Lucky JJ's Kitchenette and Snack Haus	-
10	S.A Burger Hauz	-
11	Five Rose Eatery (Queen Isabela Park)	-
12	Isabela Tourism Office	-
13	Provincial Disaster Risk Reduction and Management Office	-

14	Provincial Safety Office	-
15	1st Congressional District Office	
16	Tienda	
B.		
1	Department of Interior and Local Government	-
2	Bureau of Fire Protection	-
3	202 nd (Isabela) Ready Reserve Infantry Battalion	-
4	OWWA Sub-Office	-
5	Registry of Deeds	-
6	National Commission on Indigenous Peoples	-
7	Philippine Information Agency	-

The weekly summary report highlights the waste generation and disposal activities within the Capitol Compound and Provincially Operated Hospitals. Most departments are adhering to waste segregation policies and improved waste management practices. A total of **3,664.55 kilograms** (recyclable, residual, hazardous, and biodegradable) were collected and disposed through the ENRO MRF, Compost Heap and Vermicomposting Facilities, and to the City of Ilagan Sanitary Landfill Facility (SLF).

Prepared by:

Checked and reviewed by:


PRINCESS DIANE P. PALATTAO
 C/CDA I


CELIA N. BADUA
 SupEMS/Chief, EMD

Solid Waste Management Activities at ENRO's Material Recovery Facility (MRF) and within the Provincial Capitol premises

SEGREGATION

Classifying solid waste into categories (Biodegradable, Recyclable, Residual, and Hazardous) to ensure proper disposal and recycling.



WEIGHING

Measuring the quantity of each type of solid waste generated to track waste generation and manage resources effectively.



RECORDING

Documenting data on solid waste generation to monitor trends and provide guidelines for effective solid waste management protocols.



Compiled photos taken this week of Solid Waste Management activities in Provincial-Owned Hospitals



This process follows the principles of RA 9003 (Ecological Solid Waste Management Act of 2000) and RA 6969 (Toxic Substances and Hazardous and Nuclear Wastes Control Act of 1990) in managing solid waste by **classifying** them into four categories; Biodegradable, Recyclable, Residual and Hazardous wastes and accurately **weighing** the wastes for tracking of resources and thorough **documentation** to track the trend of the wastes managed.