



Republic of the Philippines
PROVINCE OF ISABELA
 Alibagu, City of Ilagan




ENVIRONMENT & NATURAL RESOURCES OFFICE

January 02, 2025

HON. RODOLFO T. ALBANO III
 Governor
 Province of Isabela

Thru: **NOEL MANUEL R. LOPEZ**
 Provincial Administrator




Sir:

Greetings!

May we respectfully submit the attached Report on Waste Generation and Waste Disposal for the week from December 23 to December 29, 2024 which provides a summary of waste generation and disposal activities by the different offices, departments, and establishments within the Capitol Compound. The objective of which is to monitor waste management practices and ensure compliance with environmental regulations.

For his information, record and reference.

Very truly yours,


GERONIMO P. CABACCAN, JR.
 ENR Officer
enr



Official run: *December 23-29, 2024*

Time and Schedule of Waste Disposal: Monday – Friday (8:00 AM – 5:30 PM)
Saturday (8:00 AM – 5:00 PM)

SUMMARY REPORT ON WASTE GENERATION AND WASTE DISPOSAL BY OFFICE/DEPARTMENT AND ESTABLISHMENTS WITHIN THE PROVINCIAL CAPITOL COMPOUND

Table 1: *Detailed Waste Generation of Conforming Offices/Departments and Establishments.*

	A. OFFICES/ DEPARTMENTS AND ESTABLISHMENTS	WASTE GENERATED (kgs)				TOTAL	REMARKS
		Biodegradable	Recyclable	Residual	Hazardous		
1	Provincial Governor's Office	14	0.5	17	0	31.5	<i>Segregated</i>
2	Balai	4.5	2.5	23	0	30	<i>Segregated</i>
3	Provincial Administrator's Office	8.5	1.5	7.5	0	17.5	<i>Segregated</i>
4	Vice Governor's Office/ Secretary to the Sangguniang Panlalawigan	4	6	18	0	28	<i>Segregated</i>
5	Provincial Legal Office	2.5	0.5	2.5	0	5.5	<i>Segregated</i>
6	Provincial Planning & Development Office	4	0.5	3.5	0	8	<i>Segregated</i>
7	Provincial Treasurer's Office	0.5	0.5	7	0	8	<i>Segregated</i>
8	Office of the Provincial Agriculturist	4	0	10	0	14	<i>Segregated</i>
9	Provincial Human Resources Management Office	0.5	0	2	0	2.5	<i>Segregated</i>
10	Provincial Budget Office	0	0	6	0	6	<i>Segregated</i>
11	Provincial Assessor's Office	1.5	0.5	8.5	0	10.5	<i>Segregated</i>
12	Provincial Accountant's Office	2.5	0.5	2.5	0	5.5	<i>Segregated</i>
13	Provincial Internal Audit & Control Office	2.5	1.5	6	0	10	<i>Segregated</i>
14	Philippine Rural and Development Project/Provincial Project Management Implementing Unit	0.5	0	1	0	1.5	<i>Segregated</i>
15	Management Information System	7	0	2	0	9	<i>Segregated</i>
16	Provincial Information Office	2	1.5	16.5	0	20	<i>Segregated</i>
17	Environment and Natural Resources Office	3	3.5	3	0	9.5	<i>Segregated</i>
18	Provincial General Services Office	5	0	10	0	15	<i>Segregated</i>
19	Isabela Tourism Office	0	0	0	9	9	<i>Segregated</i>
20	Provincial Economic Development & Investment Promotion Office	0	1	3	0	4	<i>Segregated</i>
21	Public Employment Service Office	0	0	2	0	2	<i>Segregated</i>
22	Provincial Veterinary Office	3.5	0	1.5	0	5	<i>Segregated</i>
23	Provincial Social Welfare and Development Office	5.5	0	4	0	9.5	<i>Segregated</i>
24	Women and Children Protection Center	6	2.5	3.5	0	12	<i>Segregated</i>
25	LINGAP Center	0	12.5	33	0	45.5	<i>Segregated</i>

26	Provincial Engineer's Office	2.5	0	3.5	0	6	<i>Segregated</i>
27	BRO Farmers	0	0	1.5	0	1.5	<i>Segregated</i>
28	Provincial Youth and Development Office	1	0	2	0	3	<i>Segregated</i>
Sub Total		85	35.50	209	0	329.50	
B. PROVINCIALY-OPERATED HOSPITALS							
1	Echague District Hospital	58.5	19.80	23	22.5	123.8	<i>Segregated</i>
2	Cauayan District Hospital	111	93	33	239	476	<i>Segregated</i>
3	San Mariano Community Hospital	78.4	99.70	62.2	39.2	279.5	<i>Segregated</i>
4	Gov. Faustino N. Dy Memorial Hospital	205.18	265.90	480.15	213.31	1,164.54	<i>Segregated</i>
5	Milagros Albano District Hospital	55.7	20.30	81	38.4	195.4	<i>Segregated</i>
6	Manuel A. Roxas District Hospital	228.15	178	157.25	204.75	768.15	<i>Segregated</i>
Sub Total		736.93	676.70	836.60	757.16	3,007.39	
Grand Total		821.93	712.20	1,045.60	757.16	3,336.89 kgs.	

Table 2: Non-Conforming (no data since no waste were brought to the PGI-ENRO RCA for recording/documentation) Offices/Departments and Establishments within capitol compound including national agencies.

A. PGI OFFICES/DEPARTMENTS AND ESTABLISHMENTS		
No.	Office/Departments and Establishments	Other Remarks
1	Amphitheater	-
2	Isabela Coastal Development Office	-
3	Provincial Security Group	-
4	Provincial Safety Office	-
5	Provincial Compound Office	-
6	Provincial Model Day Care Center	-
7	Food Court	-
8	Pampagueñas Kitchenette	-
9	Malou's Eatery & Snack Haus	-
10	Capitol's Catering Services (closed)	-
11	Lucky JJ's Kitchenette and Snack Haus	-
12	S.A Burger Hauz	-
13	Five Rose Eatery (Queen Isabela Park)	-
14	Jaja's Kitchenette and Snacks House	-
15	Vendor	-
16	1st Congressional District Office	-
17	Provincial Disaster Risk Reduction and Management Office	-
18	Tienda Isabela	-
19	Integrated Provincial Health Office	-
20	Isabela Provincial Jail Office	-
21	Provincial Cooperative, Livelihood and Enterprise Development Office	-
B. NATIONAL AGENCIES		
1	Department of Interior and Local Government	-
2	DSWD-SWAD	-
3	Commission on Elections	-
4	Bureau of Fire Protection	-

5	202 nd (Isabela) Ready Reserve Infantry Battalion	-
6	OWWA Sub-Office	-
7	Registry of Deeds	-
8	National Commission on Indigenous Peoples	-
9	Philippine Information Agency	-
C. PROVINCIALY-OPERATED HOSPITALS		
1	Palanan Station Hospital	-

Summary of Waste Disposal


The weekly summary report highlights the waste generation and disposal activities within the Capitol Compound and Provincially Operated Hospitals. Most departments are adhering to waste segregation policies and improved waste management practices. A total of **3,336.89 kilograms** (recyclable, residual, hazardous, and biodegradable) were collected and disposed through the ENRO MRF, Compost Heap and Vermicomposting Facilities, and to the City of Ilagan Sanitary Landfill Facility (SLF).

Prepared by:

Checked and reviewed by:


PRINCESS DIANE P. PALATTAO

C/CDAI


CELIA N. BADUA
SupEMS/Chief, EMD

Solid Waste Management Activities at ENRO Material Recovery Facility (MRF) and within Provincial Capitol premises

SEGREGATION

Classifying solid waste into categories (Biodegradable, Recyclable, Residual, and Hazardous) to ensure proper disposal and recycling.




WEIGHING

Measuring the quantity of each type of solid waste generated to track waste generation and manage resources effectively.



RECORDING

Documenting data on solid waste generation to monitor trends and provide guidelines for effective solid waste management protocols.



Compiled photos taken this week of Solid Waste Management activities in Provincially-Owned Hospitals

