



Republic of the Philippines  
**PROVINCE OF ISABELA**  
 Alibagu, City of Ilagan

ENVIRONMENT AND NATURAL RESOURCES OFFICE  
*Released*  
 13 NOV 2024  
 BY: IVH  
 TIME: 2:18 PM  
 • PROVINCE OF ISABELA •

**ENVIRONMENT & NATURAL RESOURCES OFFICE**

November 13, 2024

**HON. RODOLFO T. ALBANO III**  
 Governor  
 Province of Isabela

Thru: **NOEL MANUEL R. LOPEZ**  
 Provincial Administrator




Sir:

Greetings!

May we respectfully submit the attached Report on Waste Generation and Waste Disposal for the week from November 4-10, 2024 which provides a summary of waste generation and disposal activities by the different offices, departments, and establishments within the Capitol Compound. The objective of which is to monitor waste management practices and ensure compliance with environmental regulations.

For his information, record and reference.

Very truly yours,

  
**GERONIMO P. CABACCAN, JR.**  
 ENR Officer  
*ent*



Official run: *November 4-10, 2024*

Time and Schedule of Waste Disposal: Monday – Friday (8:00 AM – 5:30 PM)

Saturday (8:00 AM – 5:00 PM)

**SUMMARY REPORT ON WASTE GENERATION AND WASTE  
DISPOSAL BY OFFICE/DEPARTMENT AND ESTABLISHMENTS  
WITHIN THE PROVINCIAL CAPITOL COMPOUND**

**Table 1:** *Detailed Waste Generation of Conforming Offices/Departments and Establishments*

	A. OFFICES/ DEPARTMENTS AND ESTABLISHMENTS	WASTE GENERATED (kgs)				TOTAL	REMARKS
		Biodegradable	Recyclable	Residual	Hazardous		
1	Provincial Governor's Office	255	2	28	0	<b>285</b>	<i>Segregated</i>
2	Amphitheater	2	3	24	0	<b>29</b>	<i>Segregated</i>
3	Balai	15	0	20	0	<b>35</b>	<i>Segregated</i>
4	Provincial Administrator's Office	2.5	0	5.5	0	<b>8</b>	<i>Segregated</i>
5	Vice Governor's Office/ Secretary to the Sangguniang Panlalawigan	0	0	37	0	<b>37</b>	<i>Segregated</i>
6	Provincial Legal Office	2	1	1	0	<b>4</b>	<i>Segregated</i>
7	Provincial Planning & Development Office	2.5	0	6.5	0	<b>9</b>	<i>Segregated</i>
8	Provincial Treasurer's Office	29	1	49.5	0	<b>79.5</b>	<i>Segregated</i>
9	Office of the Provincial Agriculturist	9.5	0	21.5	0	<b>31</b>	<i>Segregated</i>
10	Provincial Human Resources Management Office	0.5	0.5	0	2	<b>2.5</b>	<i>Segregated</i>
11	Provincial Budget Office	0	0	6.5	0	<b>6.5</b>	<i>Segregated</i>
12	Provincial Assessor's Office	9.5	0.5	10.5	0	<b>20.5</b>	<i>Segregated</i>
13	Provincial Accountant's Office	5.5	0.5	3	0	<b>9</b>	<i>Segregated</i>
14	Provincial Internal Audit & Control Office	1	0	1.5	0	<b>2.5</b>	<i>Segregated</i>
15	Philippine Rural and Development Project/Provincial Project Management Implementing Unit	1	1	0	0	<b>3</b>	<i>Segregated</i>
16	Isabela Coastal Development Office	0.5	0	3.5	0	<b>4</b>	<i>Segregated</i>
17	Management Information System	0	0	1.5	0	<b>1.5</b>	<i>Segregated</i>
18	Provincial Information Office	3	2	15	0	<b>20</b>	<i>Segregated</i>
19	Environment and Natural Resources Office	83	1	3	0	<b>87</b>	<i>Segregated</i>
20	Provincial Compound Office	392	14	115	0	<b>521</b>	<i>Segregated</i>
21	Provincial General Services Office	10	0	20	0	<b>30</b>	<i>Segregated</i>
22	Isabela Tourism Office	0.5	0	6	0	<b>6.5</b>	<i>Segregated</i>
23	Provincial Economic Development & Investment Promotion Office	0	3	5	0	<b>8</b>	<i>Segregated</i>
24	Public Employment Service Office	1.5	0.5	6	0	<b>8</b>	<i>Segregated</i>
25	1 <sup>st</sup> Congressional District Office	8	0	4	0	<b>12</b>	<i>Segregated</i>
26	Provincial Veterinary Office	1.5	0	2	0	<b>3.5</b>	<i>Segregated</i>

27	Provincial Social Welfare and Development Office	10.5	6	17	0	<b>33.5</b>	<i>Segregated</i>
28	Women and Children Protection Center	0	0	7.5	0	<b>7.5</b>	<i>Segregated</i>
29	LINGAP Center	7	0	12.5	0	<b>19.5</b>	<i>Segregated</i>
30	Provincial Engineer's Office	0	2.5	12	0	<b>14.5</b>	<i>Segregated</i>
31	Provincial Safety Office	0	0	21	0	<b>21</b>	<i>Segregated</i>
32	BRO Farmers	0	0	1.5	0	<b>1.5</b>	<i>Segregated</i>
33	TIENDA	0	0	8	0	<b>8</b>	<i>Segregated</i>
34	Food Court	3	1	9.5	0	<b>13.5</b>	<i>Segregated</i>
35	Jaja's Kitchenette and Snacks House	7.5	1	1	0	<b>9.5</b>	<i>Segregated</i>
36	Pampagueñas Kitchenette	16	0	6	0	<b>22</b>	<i>Segregated</i>
37	Malou's Eatery & Snack Haus	5	0	5	0	<b>10</b>	<i>Segregated</i>
<b>Sub Total</b>		<b>883.50</b>	<b>40.50</b>	<b>497.50</b>	<b>2.00</b>	<b>1,423.50</b>	
<b>B. NATIONAL AGENCIES</b>							
1	DSWD-SWAD	1.5	0	16.5	0	18	<i>Segregated</i>
2	Registry of Deeds	0	3.5	11	0	14.5	<i>Segregated</i>
3	Commission on Elections	0	1.5	2.5		4	<i>Segregated</i>
4	National Commission on Indigenous Peoples	1	0	0.5	0	0.5	<i>Segregated</i>
5	Philippine Information Agency	0	0	0.5	0	0.5	<i>Segregated</i>
<b>Sub Total</b>		<b>2.5</b>	<b>5</b>	<b>31</b>	<b>0</b>	<b>38.5</b>	
<b>C. PROVINCIAALLY-OPERATED HOSPITALS</b>							
1	Echague District Hospital	377.75	16	24.75	22.75	<b>441.25</b>	<i>Segregated</i>
2	Cauayan District Hospital	81.5	61.5	22	151	<b>316</b>	<i>Segregated</i>
3	San Mariano Community Hospital	117.5	127.1	74.45	41.95	<b>361</b>	<i>Segregated</i>
4	Gov. Faustino N. Dy Memorial Hospital	271.97	332.19	510.48	227.91	<b>1,342.55</b>	<i>Segregated</i>
5	Milagros Albano District Hospital	51.6	28.5	73.9	33	<b>187</b>	<i>Segregated</i>
6	Manuel A. Roxas District Hospital	280.07	196.23	185.5	187.58	<b>849.38</b>	<i>Segregated</i>
<b>Sub Total</b>		<b>1,180.39</b>	<b>761.52</b>	<b>891.08</b>	<b>664.19</b>	<b>3,497.18</b>	
<b>Grand Total</b>		<b>2,066.39</b>	<b>807.02</b>	<b>1,419.58</b>	<b>666.19</b>	<b>4,959.18 kgs.</b>	


**Table 2:** *Non-Conforming (no data since no waste were brought to the PGI-ENRO RCA for recording/documentation) Offices/Departments and Establishments within capitol compound including national agencies.*

<b>A. PGI OFFICES/DEPARTMENTS AND ESTABLISHMENTS</b>		
<b>No.</b>	<b>Office/Departments and Establishments</b>	<b>Other Remarks</b>
1	Provincial Disaster Risk Reduction and Management Office	-
2	Provincial Security Group	-
3	Provincial Youth and Development Office	-
4	Provincial Model Day Care Center	-
5	Provincial Cooperative, Livelihood and Enterprise Development Office	-
6	Provincial Jail Office	-
7	Integrated Provincial Health Office	-
8	Capitol's Catering Services (closed)	-

9	Lucky JJ's Kitchenette and Snack Haus	-
10	S.A Burger Haus	-
11	Five Rose Eatery (Queen Isabela Park)	-
12	Palanan Station Hospital	-
<b>B. NATIONAL OFFICES/DEPARTMENTS</b>		
1	Department of Interior and Local Government	-
2	Bureau of Fire Protection	-
3	202 <sup>nd</sup> (Isabela) Ready Reserve Infantry Battalion	-
4	OWWA Sub-Office	-

The weekly summary report highlights the waste generation and disposal activities within the Capitol Compound and Provincially Operated Hospitals. Most departments are adhering to waste segregation policies and improved waste management practices. A total of **4,959.18 kilograms** (recyclable, residual, hazardous, and biodegradable) were collected and disposed through the ENRO MRF, Compost Heap and Vermicomposting Facilities, and to the City of Ilagan Sanitary Landfill Facility (SLF).

Prepared by:

  
**CELIA N. BADUA**  
 SupEMS

Checked and reviewed by:

  
**ROSEMARIE T. ZABALA**  
 Assistant ENRO

# Solid Waste Management Activities at ENRO Materials Recovery Facility (MRF) and within Provincial Capitol Premises

## WEIGHING

Measuring quantity of each type of solid waste generation to track waste generation and manage resources effectively.




## RECORDING

Documenting data on solid waste generation to monitor trends and provide guidelines for effective solid waste management protocols.



**Complied photos taken this week of solid waste management activities in  
Provincially-Operated Hospitals**

**COLLECTION**



**SEGREGATION**



## WEIGHING



## RECORDING



This process follows the principles of RA 9003 (Ecological Solid Waste Management Act of 2000) and RA 6969 (Toxic Substances and Hazardous and Nuclear Wastes Control Act of 1990) in managing solid waste by classifying them into four categories; Biodegradable, Recyclable, Residual and Hazardous wastes and accurately weighing the wastes for tracking of resources and thorough documentation to track the trend of the wastes managed.