



Republic of the Philippines  
**PROVINCE OF ISABELA**  
 Alibagu, City of Ilagan


ENVIRONMENT AND NATURAL RESOURCES OFFICE  
*Released*  
 18 NOV 2024  
 BY: JMA  
 TIME:  
 • PROVINCE OF ISABELA •

**ENVIRONMENT & NATURAL RESOURCES OFFICE**

November 19, 2024

**HON. RODOLFO T. ALBANO III**  
 Governor  
 Province of Isabela

Thru: **NOEL MANUEL R. LOPEZ**  
 Provincial Administrator



*NOEL*


Sir:

Greetings!

May we respectfully submit the attached Report on Waste Generation and Waste Disposal for the week from November 11-17, 2024 which provides a summary of waste generation and disposal activities by the different offices, departments, and establishments within the Capitol Compound. The objective of which is to monitor waste management practices and ensure compliance with environmental regulations.

For his information, record and reference.

Very truly yours,

  
**GERONIMO P. CABACCAN JR.**  
 ENR Officer





Official run: November 11-17, 2024

Time and Schedule of Waste Disposal: Monday – Friday (8:00 AM – 5:30 PM)

Saturday (8:00 AM – 5:00 PM)

**SUMMARY REPORT ON WASTE GENERATION AND WASTE DISPOSAL BY OFFICE/DEPARTMENT AND ESTABLISHMENTS WITHIN THE PROVINCIAL CAPITOL COMPOUND**

**Table 1: Detailed Waste Generation of Conforming Offices/Departments and Establishments.**

	A. OFFICES/ DEPARTMENTS AND ESTABLISHMENTS	WASTE GENERATED (kgs)				TOTAL	REMARKS
		Biodegradable	Recyclable	Residual	Hazardous		
1	Provincial Governor's Office	262.5	22	19	0	303.5	Segregated
2	Balai	1	0	22	0	23	Segregated
3	Provincial Administrator's Office	4	1	5	0	10	Segregated
4	Vice Governor's Office/ Secretary to the Sangguniang Panlalawigan	5	3	32	0	40	Segregated
5	Provincial Planning & Development Office	3.5	0	3	0	6.5	Segregated
6	Provincial Treasurer's Office	8	2	34.5	0	44.5	Segregated
7	Office of the Provincial Agriculturist	8	0	9.5	0	17.5	Segregated
8	Provincial Human Resources Management Office	0	0	1.5	0	1.5	Segregated
9	Provincial Budget Office	0.5	0	6	0	6.5	Segregated
10	Provincial Assessor's Office	1	0.5	4.5	0	6	Segregated
11	Provincial Accountant's Office	2	0	6.5	0	8.5	Segregated
12	Provincial Internal Audit & Control Office	4.5	1.5	4.5	1	11.5	Segregated
13	Philippine Rural and Development Project/Provincial Project Management Implementing Unit	0.5	0.5	1	0	2	Segregated
14	Isabela Coastal Development Office	0	0.5	2.5	0	3	Segregated
15	Provincial Information Office	17	0	9	0	26	Segregated
16	Environment and Natural Resources Office	160.5	2.5	3	0	166	Segregated
17	Isabela Tourism Office	2.5	3	3	0	8.5	Segregated
18	Provincial Economic Development & Investment Promotion Office	0	0.5	2	0	2.5	Segregated
19	Public Employment Service Office	2	0	5	0	7	Segregated
20	1 <sup>st</sup> Congressional District Office	0	0	4	1	5	Segregated
21	Provincial Veterinary Office	3.5	0	2	0	5.5	Segregated
22	Provincial Social Welfare and Development Office	2	7	10	0	19	Segregated
23	Women and Children Protection Center	0	0	24	0	24	Segregated
24	Provincial Engineer's Office	5	2	5	0	12	Segregated
25	Provincial Safety Office	0	0	24.5	0	24.5	Segregated
26	TIENDA	0	0	7	0	7	Segregated



27	Provincial Youth and Development Office	0.5	0	1	0	1.5	<i>Segregated</i>
28	Food Court	0.5	6.5	10.5	0	17.5	<i>Segregated</i>
29	Pampagueñas Kitchenette	15	0	4.5	0	19.5	<i>Segregated</i>
30	Malou's Eatery & Snack Haus	21	0	17	0	38	<i>Segregated</i>
<b>Sub Total</b>		<b>530.00</b>	<b>52.50</b>	<b>283.00</b>	<b>2.00</b>	<b>867.50</b>	
<b>B. NATIONAL AGENCIES</b>							
1	DSWD-SWAD	0	0	9	0	9	<i>Segregated</i>
<b>Sub Total</b>		<b>0</b>	<b>0</b>	<b>9</b>	<b>0</b>	<b>9</b>	
<b>C. PROVINCIALY-OPERATED HOSPITALS</b>							
1	Echague District Hospital	2,271.25	32	16.03	15.24	2,337.52	<i>Segregated</i>
2	San Mariano Community Hospital	115.8	103.6	86	101.8	407.2	<i>Segregated</i>
3	Gov. Faustino N. Dy Memorial Hospital	248.8	273.9	547.69	242.05	1,312.04	<i>Segregated</i>
4	Milagros Albano District Hospital	56.4	25.8	77.8	22.3	182.3	<i>Segregated</i>
5	Manuel A. Roxas District Hospital	302.75	111.39	138.5	195.25	747.89	<i>Segregated</i>
6	Palanan Station Hospital	17.06	8.26	0.93	11.36	37.61	<i>Segregated</i>
7		<b>3,014.66</b>	<b>554.95</b>	<b>866.95</b>	<b>588.00</b>	<b>5,124.66</b>	
<b>Grand Total</b>		<b>3,544.66</b>	<b>607.45</b>	<b>1,158.95</b>	<b>590.00</b>	<b>5,901.06 kgs.</b>	

**Table 2:** *Non-Conforming (no data since no waste were brought to the PGI-ENRO RCA for recording/documentation) Offices/Departments and Establishments within capitol compound including national agencies.*

<b>A. PGI OFFICES/DEPARTMENTS AND ESTABLISHMENTS</b>		
<b>No.</b>	<b>Office/Departments and Establishments</b>	<b>Other Remarks</b>
1	Amphitheater	-
2	Provincial Legal Office	-
3	Management Information System	-
4	Provincial General Services Office	-
5	Provincial Compound Office	-
6	LINGAP Center	-
7	BRO Farmers	-
8	Jaja's Kitchenette and Snacks House	-
9	Provincial Disaster Risk Reduction and Management Office	-
10	Provincial Security Group	-
11	Provincial Model Day Care Center	-
12	Provincial Cooperative, Livelihood and Enterprise Development Office	-
13	Provincial Jail Office	-
14	Integrated Provincial Health Office	-
15	Capitol's Catering Services (closed)	-
16	Lucky JJ's Kitchenette and Snack Haus	-
17	S.A Burger Hauz	-
18	Five Rose Eatery (Queen Isabela Park)	-
19	Cauayan District Hospital	
<b>B.</b>		
1	Department of Interior and Local Government	-
2	Bureau of Fire Protection	-






3	202 <sup>nd</sup> (Isabela) Ready Reserve Infantry Battalion	-
4	OWWA Sub-Office	-
5	Registry of Deeds	-
6	Commission on Elections	-
7	National Commission on Indigenous Peoples	-
8	Philippine Information Agency	-

The weekly summary report highlights the waste generation and disposal activities within the Capitol Compound and Provincially Operated Hospitals. Most departments are adhering to waste segregation policies and improved waste management practices. A total of **5,901.06 kilograms** (recyclable, residual, hazardous, and biodegradable) were collected and disposed through the ENRO MRF, Compost Heap and Vermicomposting Facilities, and to the City of Ilagan Sanitary Landfill Facility (SLF).

Prepared by:

Checked and reviewed by:

  
**CÉLIA N. BADUA**  
 SupEMS  


  
**ROSEMARIE T. ZABALA**  
 Assistant ENRO



Solid Waste Management Activities at ENRO Material Recovery Facility (MRF) and within Provincial Capitol premises

**SEGREGATION**

Classifying solid waste into categories (Biodegradable, Recyclable, Residual, and Hazardous) to ensure proper disposal and recycling.




**WEIGHING**

Measuring the quantity of each type of solid waste generated to track waste generation and manage resources effectively.



**RECORDING**

Documenting data on solid waste generation to monitor trends and provide guidelines for effective solid waste management protocols.





Compiled photos taken this week of Solid Waste Management activities in Provincial-Owned Hospitals

