



Republic of the Philippines
PROVINCE OF ISABELA
Alibagu, City of Ilagan




ENVIRONMENT & NATURAL RESOURCES OFFICE

February 11, 2025

HON. RODOLFO T. ALBANO III
Governor
Province of Isabela

Thru: **NOEL MANUEL R. LOPEZ**
Provincial Administrator



Sir:


Greetings!

This refers to your Executive Order No. 28, Series of 2024, directing all offices and hospitals under the Provincial Government of Isabela to implement ecological solid waste management and waste segregation within their respective areas, and in line with Memorandum No. 13, Series of 2024, mandating compliance with the Ecological Solid Waste Management Act of 2000 (RA 9003) for the proper segregation of garbage, trash, and waste materials.

In this regard, may I respectfully submit herewith Summary Report from February 03-February 09, 2025, on Waste Generation and Waste Disposal of Conforming and Non-Conforming Offices/Departments and Establishments within the Provincial Capitol Compound.

For your information and record.

Very truly yours,


GERONIMO P. CABACCAN, JR.
ENR Officer
ent



Official run: *February 03 to February 9, 2025*

Time and Schedule of Waste Disposal: Monday – Friday (8:00 AM – 5:30 PM)

Saturday (8:00 AM – 5:00 PM)

**SUMMARY REPORT ON WASTE GENERATION AND WASTE
DISPOSAL BY OFFICE/DEPARTMENT AND ESTABLISHMENTS
WITHIN THE PROVINCIAL CAPITOL COMPOUND**

Table 1: *Detailed Waste Generation of Conforming Offices/Departments and Establishments.*

	A. OFFICES/ DEPARTMENTS AND ESTABLISHMENTS	WASTE GENERATED (kgs)				TOTAL	REMARKS
		Biodegradable	Recyclable	Residual	Hazardous		
1	Provincial Governor's Office	54	36	37	1	128	<i>Segregated</i>
2	Balai	0	1	30	0	31	<i>Segregated</i>
3	Provincial Administrator's Office	5	4	11.5	0	20.5	<i>Segregated</i>
4	Vice Governor's Office/ Secretary to the Sangguniang Panlalawigan	0	0.5	28.5	0	29	<i>Segregated</i>
5	Provincial Legal Office	4	0.5	2	0	6.5	<i>Segregated</i>
6	Provincial Planning & Development Office	2.5	0	5	0	7.5	<i>Segregated</i>
7	Provincial Treasurer's Office	6.5	3	25	0	34.5	<i>Segregated</i>
8	Office of the Provincial Agriculturist	10.5	26	21.5	0	58	<i>Segregated</i>
9	Provincial Human Resources Management Office	3.5	1	6	0	10.5	<i>Segregated</i>
10	Provincial Budget Office	0.5	0	7.5	0	8	<i>Segregated</i>
11	Provincial Assessor's Office	3	0	4	0	7	<i>Segregated</i>
12	Provincial Accountant's Office	47	0	10	0	57	<i>Segregated</i>
13	Provincial Internal Audit & Control Office	1.5	0	6.5	0	8	<i>Segregated</i>
14	Philippine Rural and Development Project/Provincial Project Management Implementing Unit	1	1	1	0	3	<i>Segregated</i>
15	Isabela Coastal and Development Office	1	1	29	1	32	<i>Segregated</i>
16	Management Information System	0	0	1	0	1	<i>Segregated</i>
17	Environment and Natural Resources Office	72	0	7	0	79	<i>Segregated</i>
18	Provincial Compound Office	137	32	0	0	169	<i>Segregated</i>
19	Provincial General Services Office	3	3.5	5.5	0	12	<i>Segregated</i>
20	Integrated Provincial Health Office	5.78	6.55	3.23	0.015	15.575	<i>Segregated</i>
21	Provincial Economic Development & Investment Promotion Office	1.5	0	3.5	0	5	<i>Segregated</i>
22	Provincial Disaster Risk Reduction and Management Office	15.5	24.5	25.5	4	69.5	<i>Segregated</i>
23	Public Employment Service Office	13.5	8.5	18	0	40	<i>Segregated</i>

24	Provincial Veterinary Office	5	0	7	0	12	<i>Segregated</i>
25	Provincial Social Welfare and Development Office	10	0	8	0	18	<i>Segregated</i>
26	Women and Children Protection Center	0	0	22	0	22	<i>Segregated</i>
27	LINGAP Center	0	9.5	13	0	22.5	<i>Segregated</i>
28	Isabela Provincial Jail Office	0	0	120	0	120	<i>Segregated</i>
29	Provincial Engineer's Office	5	1	21	0	27	<i>Segregated</i>
30	Provincial Cooperative, Livelihood and Enterprise Development Office	0	5	22.5	0	27.5	<i>Segregated</i>
31	Provincial Safety Office	0	0	21	0	21	<i>Segregated</i>
32	BRO Farmers	0	0	1	0	1	<i>Segregated</i>
33	Tienda Isabela	5	3	16	0	24	<i>Segregated</i>
34	FOOD COURT	0	2.5	4	0	6.5	<i>Segregated</i>
35	Jeppy's Food House	11	0	5	0	16	<i>Segregated</i>
36	E Alba Cuisine	2	0	1.5	0	3.5	<i>Segregated</i>
37	Kusina Ni Inno	37	3	15	0	55	<i>Segregated</i>
38	Five Bros Eatery and Snack Haus	8	0	31	0	39	<i>Segregated</i>
39	Lucky JJ's Kitchenette and Snack Haus	6	0	0	0	6	<i>Segregated</i>
40	S.A Burger Haus	0	1	0	0	1	<i>Segregated</i>
41	Vendor	2.5	0	0.5	0	3	<i>Segregated</i>
Sub Total		499.78	174.05	605.73	6.02	1,285.58	
B. PROVINCIALY-OPERATED HOSPITALS							
1	Echague District Hospital	399.75	33.50	28	92.75	554	<i>Segregated</i>
2	Cauayan District Hospital	131.5	82.50	39	268	521	<i>Segregated</i>
3	San Mariano Community Hospital	75.1	60.70	51	84.4	271.2	<i>Segregated</i>
4	Gov. Faustino N. Dy Memorial Hospital	170.15	237.85	472.15	125.2	1,005.35	<i>Segregated</i>
5	Milagros Albano District Hospital	82.2	45.6	120.2	60.3	308.3	<i>Segregated</i>
6	Manuel A. Roxas District Hospital	265.78	213.25	202.25	193.04	874.32	<i>Segregated</i>
7	Palanan Station Hospital	10.69	4.59	3.5	6.91	25.69	<i>Segregated</i>
Sub Total							
C. NATIONAL AGENCIES							
1	Department of Interior and Local Government	5	1	4.5	0.5	11	<i>Segregated</i>
2	DSWD-SWAD	0	0	3	0	3	<i>Segregated</i>
Sub Total		5	1	7.5	0.5	14	
Grand Total		1, 639.95	853.04	1, 529.33	837.12	4, 859.44	

Table 2: Non-Conforming (no data since no waste were brought to the PGI-ENRO RCA for recording/documentation) Offices/Departments and Establishments within capitol compound including national agencies.

A. PGI OFFICES/DEPARTMENTS AND ESTABLISHMENTS		
No.	Office/Departments and Establishments	Other Remarks
1	Amphitheater	-
2	Provincial Information Office	-
3	Provincial Security Group	-

4	1 st Congressional District Office	-
5	Provincial Model Day Care Center	-
6	Provincial Youth and Development Office	-
C. NATIONAL AGENCIES		
1	National Commission on Indigenous Peoples	-
2	Philippine Information Agency	-
3	Commission on Election	-
4	Registry of Deeds	-
5	Bureau of Fire Protection	
6	Overseas Workers Welfare Administration	
7	202 nd Infantry	

Summary of Waste Disposal:

1. *Recyclable Waste*

- Total Collected: 1308.39 kilograms
- Disposal Through: ENRO Materials Recovery Facility (MRF)

2. *Residual Waste*

- Total Collected: 1351.45 kilograms
- Disposal Through: City of Ilagan Sanitary Landfill Facility (SLF)

3. *Hazardous Waste*

- Total Collected: 691.63 kilograms
- Disposal Through: ENRO Materials Recovery Facility (MRF)

4. *Biodegradable Waste*

- Total Collected: 1229.78 kilograms
- Disposal Through: ENRO Compost Heap and Vermi-composting

Observations:

- Compliance
 - Some departments were continuously adhering to waste segregation policies and improves waste management practices.
 - Improvement needed in the handling and disposed of hazardous and toxic waste.
- Challenges
 - Some offices has no reliever to their employee/utility workers who was involved in bringing wastes to the Provincial RCA/MRF, causing congestion of wastes to their respective offices.
 - Limited availability of recycling bins in some offices/departments and establishments.
 - Inconsistent waste segregation practices observed in some offices, hospital, and especially in the food court.
- Recommendations
 - Assign reliever in the absence of focal person/utility workers.
 - Increase the number of recycling bins and ensure they are properly labelled.
 - Conduct regular IEC sessions on waste segregation and management.
 - Implement reliable monitoring system to track waste disposal practices more effectively.

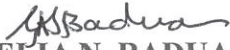
Conclusion:

Therefore, Thirteen (13) Offices/Departments including establishments are found non-conforming, due to Bambanti Festival 2025 weeklong celebration aftermath, since the Province became busy in accommodating huge numbers of visitors coming from different places causing congestions of works resulting the unavailability of focal persons to bring the generated wastes of their respective offices/departments and establishments to the ENRO RCA/MRF. Nevertheless, ENR office continuous its obligation in reiterating the compliance to Executive No. 28 s.2024 and Memorandum No. 13 s.2024 of the Provincial Government of Isabela to concerned offices.

Prepared by:


JUNNEL L. LAYNO
C/ADASI

Checked and reviewed by:


CELIA N. BADUA
SupEMS/Chief, EMD



Solid Waste Management Activities at ENRO Material Recovery Facility (MRF) and within Provincial Capitol premises



SEGREGATION

Classifying solid waste into categories (Biodegradable, Recyclable, Residual, and Hazardous) to ensure proper disposal and recycling.

WEIGHING

Measuring the quantity of each type of solid waste generated to track waste generation and manage resources effectively.



RECORDING

Documenting data on solid waste generation to monitor trends and provide guidelines for effective solid waste management protocols.



Photos taken during the monitoring of non-compliant offices of the Provincial Capitol in Solid Waste Management



Compiled photos taken this week of Solid Waste Management activities in Provincial-Owned Hospitals

