




Republic of the Philippines
PROVINCE OF ISABELA
 Alibagu, City of Ilagan




ENVIRONMENT & NATURAL RESOURCES OFFICE

January 21, 2025

HON. RODOLFO T. ALBANO III
 Governor
 Province of Isabela

Thru: **NOEL MANUEL R. LOPEZ**
 Provincial Administrator



609-25

Sir:

Greetings!

This refers to your Executive Order No. 28, Series of 2024, directing all offices and hospitals under the Provincial Government of Isabela to implement ecological solid waste management and waste segregation within their respective areas, and in line with Memorandum No. 13, Series of 2024, mandating compliance with the Ecological Solid Waste Management Act of 2000 (RA 9003) for the proper segregation of garbage, trash, and waste materials.

In this regard, may we respectfully submit the attached Summary Report from January 13 to January 19, 2025 on Waste Generation and Waste Disposal of conforming and non-conforming offices, departments and establishments within the Capitol Compound.

For his information, record and reference.

Very truly yours,

GERONIMO P. CABACCAN, JR.
 ENR Officer
ent



Official run: *January 13-19, 2025*

Time and Schedule of Waste Disposal: Monday – Friday (8:00 AM – 5:30 PM)
Saturday (8:00 AM – 5:00 PM)

SUMMARY REPORT ON WASTE GENERATION AND WASTE DISPOSAL BY OFFICE/DEPARTMENT AND ESTABLISHMENTS WITHIN THE PROVINCIAL CAPITOL COMPOUND

Table 1: Detailed Waste Generation of Conforming Offices/Departments and Establishments.

| | A. OFFICES/ DEPARTMENTS AND ESTABLISHMENTS | WASTE GENERATED (kgs) | | | | TOTAL | REMARKS |
|----|---|-----------------------|------------|----------|-----------|-------------|-------------------|
| | | Biodegradable | Recyclable | Residual | Hazardous | | |
| 1 | Provincial Governor's Office | 20 | 3.5 | 25 | 0 | 48.5 | <i>Segregated</i> |
| 2 | Amphitheater | 0 | 3 | 1 | 0 | 4 | <i>Segregated</i> |
| 3 | Balai | 0 | 0 | 40 | 0 | 40 | <i>Segregated</i> |
| 4 | Provincial Administrator's Office | 7.5 | 0 | 11.5 | 0 | 19 | <i>Segregated</i> |
| 5 | Vice Governor's Office/ Secretary to the Sangguniang Panlalawigan | 1.5 | 0 | 39 | 0 | 40.5 | <i>Segregated</i> |
| 6 | Provincial Legal Office | 2 | 1.5 | 0 | 0 | 3.5 | <i>Segregated</i> |
| 7 | Provincial Planning & Development Office | 1.5 | 7 | 6 | 0 | 14.5 | <i>Segregated</i> |
| 8 | Provincial Treasurer's Office | 0 | 2 | 19.5 | 0 | 21.5 | <i>Segregated</i> |
| 9 | Office of the Provincial Agriculturist | 10 | 0 | 18 | 0 | 28 | <i>Segregated</i> |
| 10 | Provincial Human Resources Management Office | 0 | 1 | 0 | 0 | 1 | <i>Segregated</i> |
| 11 | Provincial Budget Office | 0 | 0 | 11.5 | 0 | 11.5 | <i>Segregated</i> |
| 12 | Provincial Assessor's Office | 0.5 | 0 | 6 | 0 | 6.5 | <i>Segregated</i> |
| 13 | Provincial Accountant's Office | 1.5 | 0.5 | 5.5 | 0 | 7.5 | <i>Segregated</i> |
| 14 | Provincial Internal Audit & Control Office | 3 | 0.5 | 5.5 | 0 | 9 | <i>Segregated</i> |
| 15 | Philippine Rural and Development Project/Provincial Project Management Implementing Unit | 1 | 0 | 1 | 0 | 2 | <i>Segregated</i> |
| 16 | Isabela Coastal and Development Office | 4.5 | 0 | 1 | 0 | 5.5 | <i>Segregated</i> |
| 17 | Management Information System | 1.5 | 0 | 2 | 0 | 3.5 | <i>Segregated</i> |
| 18 | Provincial Security Group | 0 | 0 | 5 | 0 | 5 | <i>Segregated</i> |
| 19 | Provincial Information Office | 1.5 | 0.5 | 2 | 0 | 4 | <i>Segregated</i> |
| 20 | Environment and Natural Resources Office | 54 | 0.5 | 7 | 0 | 61.5 | <i>Segregated</i> |
| 21 | Provincial Compound Office | 57 | 40 | 150 | 10 | 257 | <i>Segregated</i> |
| 22 | Provincial General Services Office | 279.5 | 5 | 3.5 | 8 | 296 | <i>Segregated</i> |
| 23 | Isabela Tourism Office | 4 | 0 | 7.5 | 0 | 11.5 | <i>Segregated</i> |
| 24 | Provincial Economic Development & Investment Promotion Office | 2 | 0 | 4.5 | 0 | 6.5 | <i>Segregated</i> |
| 25 | Provincial Disaster Risk Reduction and Management Office | 30 | 28 | 42 | 13 | 113 | <i>Segregated</i> |

| | | | | | | | |
|--|---|-----------------|---------------|-----------------|---------------|----------------------|-------------------|
| 26 | Public Employment Service Office | 2 | 0.5 | 8.5 | 0 | 11 | <i>Segregated</i> |
| 27 | 1 st Congressional District Office | 0 | 0 | 4 | 3 | 7 | <i>Segregated</i> |
| 28 | Provincial Veterinary Office | 1.5 | 0 | 1.5 | 0 | 3 | <i>Segregated</i> |
| 29 | Women and Children Protection Center | 0 | 0 | 11 | 0 | 11 | <i>Segregated</i> |
| 30 | LINGAP Center | 4.5 | 0 | 23.5 | 0 | 28 | <i>Segregated</i> |
| 31 | Isabela Provincial Jail Office | 0 | 0 | 30 | 0 | 30 | <i>Segregated</i> |
| 32 | Provincial Engineer's Office | 3.5 | 5 | 13.5 | 0 | 22 | <i>Segregated</i> |
| 33 | Provincial Safety Office | 0 | 0 | 19 | 0 | 19 | <i>Segregated</i> |
| 34 | School of the Deaf | 0.5 | 0 | 12 | 0 | 12.5 | <i>Segregated</i> |
| 35 | Tienda Isabela | 8.5 | 0 | 47.5 | 0 | 56 | <i>Segregated</i> |
| 36 | FOOD COURT | 0 | 5.5 | 0 | 4.5 | 10 | <i>Segregated</i> |
| 37 | Jeppy's Food House | 9.5 | 0 | 5 | 0 | 14.5 | <i>Segregated</i> |
| 38 | Kusina Ni Inno | 39.5 | 4 | 16 | 0 | 59.5 | <i>Segregated</i> |
| 39 | Five Bros Eatery and Snack Haus | 8.5 | 0 | 11 | 0 | 19.5 | <i>Segregated</i> |
| 40 | Lucky JJ's Kitchenette and Snack Haus | 6.5 | 0 | 0 | 0 | 6.5 | <i>Segregated</i> |
| 41 | S.A Burger Haus | 8 | 0 | 1.5 | 0 | 9.5 | <i>Segregated</i> |
| 42 | Vendor | 5 | 0 | 2 | 0 | 7 | <i>Segregated</i> |
| Sub Total | | 580 | 108 | 620 | 38.5 | 1,346.5 | |
| B. PROVINCIALY-OPERATED HOSPITALS | | | | | | | |
| 1 | Echague District Hospital | 57.75 | 28.5 | 22.5 | 19.75 | 128.5 | <i>Segregated</i> |
| 2 | Cauayan District Hospital | 105 | 66.5 | 33 | 251 | 455.5 | <i>Segregated</i> |
| 3 | San Mariano Community Hospital | 118.5 | 103.9 | 60.7 | 52.9 | 336 | <i>Segregated</i> |
| 4 | Gov. Faustino N. Dy Memorial Hospital | 246.22 | 271.67 | 512.14 | 204.55 | 1,234.58 | <i>Segregated</i> |
| 5 | Milagros Albano District Hospital | 29.3 | 11.6 | 42.1 | 23 | 106 | <i>Segregated</i> |
| 6 | Manuel A. Roxas District Hospital | 233.46 | 143.1 | 168.75 | 135.5 | 680.72 | <i>Segregated</i> |
| Sub Total | | 790.23 | 625.27 | 839.19 | 686.7 | 2,941.39 | |
| C. NATIONAL AGENCIES | | | | | | | |
| 1 | DSWD-SWAD | 0 | 0 | 5 | 0 | 5 | <i>Segregated</i> |
| 2 | Department of Interior and Local Government | 2.5 | 0.5 | 0 | 0.5 | 3.5 | <i>Segregated</i> |
| 3 | Commission on Election | 0 | 0 | 2.5 | 0 | 2.5 | <i>Segregated</i> |
| 4 | Registry of Deeds | 3 | 5.5 | 13 | 0 | 21.5 | <i>Segregated</i> |
| Sub Total | | 5.5 | 6 | 20.5 | 0.5 | 32.5 | |
| Grand Total | | 1,375.73 | 739.27 | 1,479.69 | 725.70 | 4,320.39 kgs. | |

Table 2: Non-Conforming (no data since no waste were brought to the PGI-ENRO RCA for recording/documentation) Offices/Departments and Establishments within capitol compound including national agencies.

| A. PGI OFFICES/DEPARTMENTS AND ESTABLISHMENTS | | |
|--|--|----------------------|
| No. | Office/Departments and Establishments | Other Remarks |
| 1 | Integrated Provincial Health Office | - |
| 2 | Provincial Model Day Care Center | - |
| 3 | Provincial Social Welfare and Development Office | - |
| 4 | Provincial Cooperative, Livelihood and Enterprise Development Office | - |
| 5 | BRO Farmers | - |

| | | |
|---|---|---|
| 6 | Provincial Youth and Development Office | - |
| 7 | E Alba Cuisine | - |
| B. PROVINCIAALLY-OPERATED HOSPITAL | | |
| 1 | Palanan Station Hospital | - |
| C. NATIONAL AGENCIES | | |
| 1 | National Commission on Indigenous Peoples | - |
| 2 | Philippine Information Agency | - |


Summary of Waste Disposal

The weekly summary report highlights the waste generation and disposal activities under Provincial Government Offices and Provincial Operated Hospitals. Most departments are adhering to waste segregation policies and improved waste management practices. A total of **4,320.39 kilograms** (recyclable, residual, hazardous, and biodegradable) were collected and disposed through the ENRO MRF, Compost Heap and Vermicomposting Facilities, and to the City of Ilagan Sanitary Landfill Facility (SLF).

Prepared by:

Checked and reviewed by:


PRINCESS DIANE P. PALATTAO
 C/DAI


CELIA N. BADUA
 SupEMS/Chief, EMD



Solid Waste Management Activities at ENRO Material Recovery Facility (MRF) and within Provincial Capitol premises

SEGREGATION



Classifying solid waste into categories (Biodegradable, Recyclable, Residual, and Hazardous) to ensure proper disposal and recycling.


WEIGHING

Measuring the quantity of each type of solid waste generated to track waste generation and manage resources effectively.



SEGREGATION

Documenting data on solid waste generation to monitor trends and provide guidelines for effective solid waste management protocols.



Monitoring of Non-Compliant Offices



Compiled photos taken this week of Solid Waste Management activities in Provincial-Owned Hospitals

