




Republic of the Philippines  
**PROVINCE OF ISABELA**  
Alibagu, City of Ilagan

**ENVIRONMENT & NATURAL RESOURCES OFFICE**

January 28, 2025

**HON. RODOLFO T. ALBANO III**  
Governor  
Province of Isabela

Thru: **NOEL MANUEL R. LOPEZ**  
Provincial Administrator



787-25

Sir:

Greetings!

In compliance to your Executive Order No. 28, Series of 2024, directing all offices and hospitals under the Provincial Government of Isabela to implement ecological solid waste management and waste segregation within their respective areas, and in line with Memorandum No. 13, Series of 2024, mandating compliance with the Ecological Solid Waste Management Act of 2000 (RA 9003) for the proper segregation of garbage, trash, and waste materials.

In this regard, may I respectfully submit herewith Summary Report from January 20, 2025 to January 26, 2025, on Waste Generation and Waste Disposal of Conforming and Non-Conforming Offices/Departments and Establishments within the Provincial Capitol Compound, including waste generated from Bambanti Village during the 2025 Bambanti Festival and clean-up drive activity in celebration of Zero Waste Month.

For his information and record.

Very truly yours,

**GERONIMO P. CABACCAN, JR.**  
ENR Officer  
*cat*

Official run: *January 20-26, 2025*

Time and Schedule of Waste Disposal: Monday – Friday (8:00 AM – 5:30 PM)

Saturday (8:00 AM – 5:00 PM)

**SUMMARY REPORT ON WASTE GENERATION AND WASTE  
DISPOSAL BY OFFICE/DEPARTMENT AND ESTABLISHMENTS  
WITHIN THE PROVINCIAL CAPITOL COMPOUND**

**Table 1: Detailed Waste Generation of Conforming Offices/Departments and Establishments.**

	A. OFFICES/ DEPARTMENTS AND ESTABLISHMENTS	WASTE GENERATED (kgs)				TOTAL	REMARKS
		Biodegradable	Recyclable	Residual	Hazardous		
1	Provincial Governor's Office	4	2	30	0	36	<i>Segregated</i>
2	Provincial Administrator's Office	4.5	5	17	0	26.5	<i>Segregated</i>
3	Vice Governor's Office/ Secretary to the Sangguniang Panlalawigan	21	18.5	82	0	121.5	<i>Segregated</i>
4	Provincial Legal Office	0	1	4.5	0	5.5	<i>Segregated</i>
5	Provincial Planning & Development Office	3.5	0	13.5	0	17	<i>Segregated</i>
6	Provincial Treasurer's Office	1	5	26.5	0	32.5	<i>Segregated</i>
7	Office of the Provincial Agriculturist	4	40	33.5	0	77.5	<i>Segregated</i>
8	Provincial Human Resources Management Office	0	3	2.5	0	5.5	<i>Segregated</i>
9	Provincial Budget Office	0	0	9	0	9	<i>Segregated</i>
10	Provincial Assessor's Office	2.5	2.5	6.5	0	11.5	<i>Segregated</i>
11	Provincial Accountant's Office	14	5	37.5	0	56.5	<i>Segregated</i>
12	Provincial Internal Audit & Control Office	1.5	1.5	4.5	0	7.5	<i>Segregated</i>
13	Philippine Rural and Development Project/Provincial Project Management Implementing Unit	0	3	1	0	4	<i>Segregated</i>
14	Isabela Coastal and Development Office	0.5	0.5	12	0	13	<i>Segregated</i>
15	Provincial Security Group	1.5		23	0	24.5	<i>Segregated</i>
16	Provincial Information Office	0	1.5	14	0	15.5	<i>Segregated</i>
17	Environment and Natural Resources Office	70.5	0.5	1.5	0	72.5	<i>Segregated</i>
18	Provincial Economic Development & Investment Promotion Office	0	1.5	0	0	1.5	<i>Segregated</i>
19	Provincial Disaster Risk Reduction and Management Office	10	10	25	3	48	<i>Segregated</i>
20	Public Employment Service Office	1	0	1	0	2	<i>Segregated</i>
21	Provincial Veterinary Office	1	0	0	0	1	<i>Segregated</i>
22	Women and Children Protection Center	0	0	10	0	10	<i>Segregated</i>
23	Isabela Provincial Jail Office	0	0	187	0	187	<i>Segregated</i>
24	Provincial Engineer's Office	191	135	0	0	326	<i>Segregated</i>
25	FOOD COURT	0	7	2.5	0	9.5	<i>Segregated</i>

26	Jeppy's Food House	10.5	3.5	21	0	<b>35</b>	<i>Segregated</i>
27	Kusina Ni Inno	34	2	5	0	<b>41</b>	<i>Segregated</i>
28	BRO Farmers	0	0	1	0	<b>1</b>	<i>Segregated</i>
29	Integrated Provincial Health Office	6.9	0.68	0.02	1.36	<b>8.95</b>	<i>Segregated</i>
<b>Sub Total</b>		<b>382.9</b>	<b>247.18</b>	<b>571.02</b>	<b>4.36</b>	<b>1,207</b>	
<b>B. PROVINCIALY-OPERATED HOSPITALS</b>							
1	Echague District Hospital	51.6	26.11	26.23	22.82	<b>126.22</b>	<i>Segregated</i>
2	Cauayan District Hospital	102	77.5	39	257	<b>475.5</b>	<i>Segregated</i>
3	San Mariano Community Hospital	99.5	41.7	67.7	103.4	<b>312.3</b>	<i>Segregated</i>
4	Gov. Faustino N. Dy Memorial Hospital	260.25	219.53	527.19	185.72	<b>1192.69</b>	<i>Segregated</i>
5	Milagros Albano District Hospital	78.8	40.4	138.8	103.1	<b>361.1</b>	<i>Segregated</i>
6	Manuel A. Roxas District Hospital	295.45	159.47	177.11	206.01	<b>838.04</b>	<i>Segregated</i>
7	Palanan Station Hospital	8.97	0	4.275	5.395	<b>18.64</b>	<i>Segregated</i>
<b>Sub Total</b>		<b>896.57</b>	<b>564.71</b>	<b>980.31</b>	<b>883.45</b>	<b>3,324.49</b>	
<b>C. NATIONAL AGENCIES</b>							
1	Department of Interior and Local Government	2	4.5	2	0	<b>8.5</b>	<i>Segregated</i>
<b>Sub Total</b>		<b>2</b>	<b>4.5</b>	<b>2</b>	<b>0</b>	<b>8.5</b>	
<b>D. OTHERS</b>							
1	Bambanti Village	168.5	240	1,841.2	5	<b>2,254.7</b>	<i>Segregated</i>
2	PGSO Garbage Collector	2,432.50	133	12,434.50	0	<b>15,000</b>	<i>Segregated</i>
3	Clean-up Drive within Provincial Capitol Premises (Zero Waste Month Celebration)	22.5	135	1,055.5	2	<b>1,215</b>	<i>Segregated</i>
<b>Sub Total</b>		<b>2,623.5</b>	<b>508</b>	<b>15,331.2</b>	<b>7</b>	<b>18,469.7</b>	
<b>Grand Total</b>		<b>3,904.97</b>	<b>1,324.39</b>	<b>16,884.53</b>	<b>894.81</b>	<b>23,009.64 kgs.</b>	

**Table 2:** *Non-Conforming (no data since no waste were brought to the PGI-ENRO RCA for recording/documentation) Offices/Departments and Establishments within capitol compound including national agencies.*

<b>A. PGI OFFICES/DEPARTMENTS AND ESTABLISHMENTS</b>		
<b>No.</b>	<b>Office/Departments and Establishments</b>	<b>Other Remarks</b>
1	Provincial Model Day Care Center	-
2	1 <sup>st</sup> Congressional District Office	-
3	LINGAP Center	-
4	Five Bros Eatery and Snack Haus	-
5	Lucky JJ's Kitchenette and Snack Haus	-
6	S.A Burger Haus	-
7	Vendor	-
<b>B. NATIONAL AGENCIES</b>		
1	National Commission on Indigenous Peoples	-
2	Philippine Information Agency	-
3	DSWD-SWAD	-
4	Commission on Election	-

### Summary of Waste Disposal


The weekly summary report highlights the waste generation and disposal activities under Provincial Government Offices and Provincial Operated Hospitals. Most departments are adhering to waste segregation policies and improved waste management practices. A total of **23,009.64 kilograms** (recyclable, residual, hazardous, and biodegradable) were collected and disposed through the ENRO MRF, Compost Heap and Vermicomposting Facilities, and to the City of Ilagan Sanitary Landfill Facility (SLF).

Prepared by:

Checked and reviewed by:

  
PRINCESS DIANE P. PALATTAO  
C/DAI

VKAB

  
CELIA N. BADUA  
SupEMS/Chief, EMD



## Solid Waste Management Activities at ENRO Material Recovery Facility (MRF) and within Provincial Capitol premises



### SEGREGATION

Classifying solid waste into categories (Biodegradable, Recyclable, Residual, and Hazardous) to ensure proper disposal and recycling.

### WEIGHING

Measuring the quantity of each type of solid waste generated to track waste generation and manage resources effectively.





### SEGREGATION

Documenting data on solid waste generation to monitor trends and provide guidelines for effective solid waste management protocols.



Compiled photos taken this week of Solid Waste Management activities in Provincial-Owned Hospitals



Photos taken during the conduct of Clean-up Drive cum Education, Information and Communication (IEC) Campaign in the observance of Zero Waste Month.



Queen Isabela Park



Compound Maintenance Area



Covid Facility Area



Engineering Office Area

