




Republic of the Philippines
PROVINCE OF ISABELA
 Alibagu, City of Ilagan



ENVIRONMENT & NATURAL RESOURCES OFFICE

February 04, 2025

HON. RODOLFO T. ALBANO III
 Governor
 Province of Isabela



Thru: **NOEL MANUEL R. LOPEZ**
 Provincial Administrator


Sir:

Greetings!

May we respectfully submit the attached Summary Report for the week from January 27 to February 02, 2025 on Waste Generation and Waste Disposal of conforming and non-conforming offices, departments and establishments within the Provincial Capitol Compound. The objective of which is to monitor waste management practices and ensure compliance with environmental regulations.

For his information, record and reference.

Very truly yours,


GERONIMO P. CABACCAN, JR.
 ENR Officer
et

Official run: January 27 to February 02, 2025

Time and Schedule of Waste Disposal: Monday – Friday (8:00 AM – 5:30 PM)

Saturday (8:00 AM – 5:00 PM)

SUMMARY REPORT ON WASTE GENERATION AND WASTE DISPOSAL BY OFFICE/DEPARTMENT AND ESTABLISHMENTS WITHIN THE PROVINCIAL CAPITOL COMPOUND

Table 1: Detailed Waste Generation of Conforming Offices/Departments and Establishments.

	A. OFFICES/ DEPARTMENTS AND ESTABLISHMENTS	WASTE GENERATED (kgs)				TOTAL	REMARKS
		Biodegradable	Recyclable	Residual	Hazardous		
1	Provincial Governor's Office	13.5	8.5	24.5	0	46.5	Segregated
2	Balai	20	0	30	0	50	Segregated
3	Provincial Administrator's Office	0.5	0	2	0	2.5	Segregated
4	Vice Governor's Office/ Secretary to the Sangguniang Panlalawigan	8.5	8	31.02	0	47.52	Segregated
5	Provincial Legal Office	1.5	0.5	0.5	0	2.5	Segregated
6	Provincial Planning & Development Office	1.5	0	5.5	0	7	Segregated
7	Provincial Treasurer's Office	0	9	24.5	0	33.5	Segregated
8	Office of the Provincial Agriculturist	14.5	0.5	18.5	0	33.5	Segregated
9	Provincial Human Resources Management Office	0.5	0.5	1	0	2	Segregated
10	Provincial Budget Office	2.5	0	6.5	0	9	Segregated
11	Provincial Assessor's Office	9	3.5	6.5	0	19	Segregated
12	Provincial Accountant's Office	12.5	0	13	0	25.5	Segregated
13	Provincial Internal Audit & Control Office	4	2	8.5	0.5	15	Segregated
14	Philippine Rural and Development Project/Provincial Project Management Implementing Unit	0.5	0	0.5	0	1	Segregated
15	Isabela Coastal and Development Office	1.5	4	4.5	0	10	Segregated
16	Provincial Information Office	4	4	11	0	19	Segregated
17	Environment and Natural Resources Office	22	2.5	7	0	31.5	Segregated
18	Provincial General Services Office	0	15	0	0	15	Segregated
19	Integrated Provincial Health Office	2.6	4.8	1.35	3.4	12.15	Segregated
20	Provincial Economic Development & Investment Promotion Office	0.5	0	2.5	0	3	Segregated
21	Public Employment Service Office	0	0	2.5	0	2.5	Segregated
22	1 st Congressional District Office	4	0.5	6	0	10.5	Segregated
23	Provincial Veterinary Office	0.5	0	6	0	6.5	Segregated
24	Women and Children Protection Center	0	0	16	0	16	Segregated
25	LINGAP Center	2	0	8	0	10	Segregated

26	Isabela Provincial Jail Office	0	0	98	0	98	<i>Segregated</i>
27	Provincial Engineer's Office	5.5	10.5	22.5	0	38.5	<i>Segregated</i>
28	Provincial Safety Office	0	0	2.5	0	2.5	<i>Segregated</i>
29	BRO Farmers	0	0	1.5	0	1.5	<i>Segregated</i>
30	Tienda Isabela	0.5	5	12.5	0	18	<i>Segregated</i>
31	FOOD COURT	0	2.5	5	0	7.5	<i>Segregated</i>
32	Kusina Ni Inno	13	0.5	7.5	0	21	<i>Segregated</i>
33	Five Bros Eatery and Snack Haus	4.5	1	13.5	0	19	<i>Segregated</i>
34	Vendor	4	0	1	0	5	<i>Segregated</i>
Sub Total		159.10	85.80	413.37	3.90	662.17	
B. PROVINCIALY-OPERATED HOSPITALS							
1	Echague District Hospital	57.25	17.25	27.8	20	122.3	<i>Segregated</i>
2	Cauayan District Hospital	118	93.50	41	277	529.5	<i>Segregated</i>
3	San Mariano Community Hospital	128.6	61.70	62.3	99.3	351.9	<i>Segregated</i>
4	Gov. Faustino N. Dy Memorial Hospital	215.44	202	451.8	88.45	957.69	<i>Segregated</i>
5	Milagros Albano District Hospital	72	26.10	104.9	41.6	244.6	<i>Segregated</i>
6	Manuel A. Roxas District Hospital	283.36	185.26	175	205.24	848.86	<i>Segregated</i>
7		7.63	0.17	0.63	4.53	12.97	<i>Segregated</i>
Sub Total		882.28	585.98	863.43	736.12	3,067.81	
C. NATIONAL AGENCIES							
1	Department of Interior and Local Government	3	2.5	3	0	8.5	<i>Segregated</i>
2	Commission on Election	0	0	3	0	3	<i>Segregated</i>
Sub Total		3	2.5	6	0	11.5	
Grand Total		1,044.38	674.28	1,282.80	740.02	3,741.48 kgs.	

Table 2: *Non-Conforming (no data since no waste were brought to the PGI-ENRO RCA for recording/documentation) Offices/Departments and Establishments within capitol compound including national agencies.*

A. PGI OFFICES/DEPARTMENTS AND ESTABLISHMENTS		
No.	Office/Departments and Establishments	Other Remarks
1	Amphitheater	-
2	Management Information System	-
3	Provincial Security Group	-
4	Provincial Compound Office	-
5	Isabela Tourism Office	-
6	Provincial Disaster Risk Reduction and Management Office	-
7	Provincial Model Day Care Center	-
8	Provincial Social Welfare and Development Office	-
9	Provincial Cooperative, Livelihood and Enterprise Development Office	-
10	Provincial Youth and Development Office	-
11	E Alba Cuisine	-
12	Jeppy's Food House	-
13	Lucky JJ's Kitchenette and Snack Haus	-
14	S.A Burger Haus	-

C. NATIONAL AGENCIES		
1	National Commission on Indigenous Peoples	-
2	Philippine Information Agency	-
3	DSWD-SWAD	-
4	Registry of Deeds	-

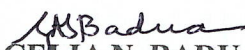
Summary of Waste Disposal

The weekly summary report highlights the waste generation and disposal activities under Provincial Government Offices and Provincial Operated Hospitals. Most departments are adhering to waste segregation policies and improved waste management practices. A total of **3,741.48 kilograms** (recyclable, residual, hazardous, and biodegradable) were collected and disposed through the ENRO MRF, Compost Heap and Vermicomposting Facilities, and to the City of Ilagan Sanitary Landfill Facility (SLF).

Prepared by:


PRINCESS DIANE P. PALATTAO
 C/CDA I

Checked and reviewed by:


CELIA N. BADUA
 SupEMS/Chief, EMD




**Solid Waste Management Activities at ENRO Material Recovery Facility (MRF)
and within Provincial Capitol premises**



WEIGHING

Measuring the quantity of each type of solid waste generated to track waste generation and manage resources effectively.



SEGREGATION

Classifying solid waste into categories (Biodegradable, Recyclable, Residual, and Hazardous) to ensure proper disposal and recycling.



SEGREGATION

Documenting data on solid waste generation to monitor trends and provide guidelines for effective solid waste management protocols.

Compiled photos taken this week of Solid Waste Management activities in Provincial-Owned Hospitals

