



Republic of the Philippines
PROVINCE OF ISABELA
Ilagan City

GOV. FAUSTINO N. DY, SR. MEMORIAL HOSPITAL
Maharlika Rd., Calamagui 2nd, City of Ilagan/Isabela
Tel. No. (078) 624-1688 Fax No. 624-1295 / 624-1734
Email Add. gfdsmh@yahoo.com.ph

2023 ACCOMPLISHMENT REPORT

A. Brief Background

The Governor Faustino N. Dy Sr. Memorial Hospital is centrally located along the National Highway, Barangay Calamagui 2nd, City of Ilagan making it accessible to both northern and southern districts of the province. Though it has an authorized bed capacity of 100, it is actually implementing 200 beds as a result of upsurge of patients seeking consultation. It offers a departmentalized system of clinical care and management on the prevalent diseases in the locality, as well as different forms of treatment and surgical procedures. It has a DOH-License to operate as a Level I – General Classified Hospital.

As to its Emergency care services, aside from the usual consultation and minor surgeries, the hospital is also PHIC accredited as Animal Bite Treatment Center and TB-DOTS Clinic. Complete package of services due to women, newborn and children are well provided and attended in the Pre/Post –Natal Units and Family Planning Units. To complete quality health services due to every Isabeleño, Ancillary and Support Medical services exist such as Clinical Laboratory, Pharmacy, Radiology (Level II), Dietary Services, Blood Bank, Dental Clinic, Dialysis Clinic (20 Stations), Physical Therapy, Newborn Screening, Disease Surveillance Unit and Water Laboratory Analysis.

In preparation for the establishment of Intensive Care unit (ICU) at the 4th floor (as per DOH licensing requirement), two (2) nurses completed the rigorous six-week training in Critical Care Course on November-December 2022 at the Philippine Heart Center. Another two (2) nurses are about to attend the rigorous training and just waiting for the finalization of the Memorandum of Agreement (MOA) between Provincial Government of Isabela (PGI) and Southern Isabela Medical Center (SIMC).

Hon. Antonio “Tonypet” T. Albano, 1st District Representative of Isabela filed HBN 10180 – “An act increasing the bed capacity of the GFNDY Hospital from 100 to 500 beds and approximately fund therefore”. And on June 29, 2022, it was approved by President Rodrigo Roa Duterte.



VISION

A Secondary Hospital Providing comprehensive and continual Quality HealthCare Services.

MISSION

To provide accessible, affordable and acceptable curative, rehabilitative, Medical Care to the people of Isabela and adjacent provinces, particularly to the poor in accordance to the standard of health care.

Mandate

The GFNDYSM Hospital is one of the seven (7) government hospitals under the Provincial Government of Isabela and is mandated to provide the following:

- ❖ Quality health services, and well-being of our fellow Isabeleños,
- ❖ Effective treatment, efficient management and
- ❖ Proper rehabilitation of every Isabeleños and their dependents affected by diseases.

PERFORMANCE PLEDGE

We, the Governor Faustino N. Dy Sr. Memorial Hospital, family commit to:

Serve with unconditional love and passion within the bounds of Quality Health and do all these with a spirit of Servant Leadership to all, with the following schedule:

ADMINISTRATIVE SERVICE: Admin. Office, Medical Records, Billing & Cashier, Supply Section, Central Supply Room, Social Services (Malasakit Center/DSWD), Philhealth and Physical Therapy – 8:00am – 5:00pm, Monday – Friday (No Noon Break).

ANCILLARY SERVICE: Pharmacy, Laboratory, Blood Bank, Radiology/ X-ray and Dietary – 24 Hours, Monday – Sunday (No Noon Break).

NURSING SERVICES: Nursery Ward, NICU, ICU, PACU, OR, DR, and ER – 24 Hour, Monday- Sunday (No Noon Break).

MEDICAL SERVICES: Surgery, Pedia, OB- Gyne, Medicine and ER – 24 Hours, Monday to Sunday (No Noon Break).

OUT-PATIENT SERVICES: 8:00 am – 12:00 noon – 1:00pm – 5:00pm, Monday – Sunday (No Noon Break).

HEMODIALYSIS CENTER: 6:00 am – 8:00 pm, Monday-Sunday (No Noon Break)

Enhance the capacity of our workers focused on the ideals of service to Humanity performing efficiently and effectively.

Respond quickly and promptly as we attend to all health care needs of our client without discrimination regardless of religious beliefs, political affiliation and social standing and giving priorities to our less fortunate, the poor and marginalized brothers and sisters.

Valuing our sense of belongingness, doing the right and giving the best out of our God-given talents with positive mental attitude at all time.

Ensure our Clients with basic, accurate and necessary health care information, activities, programs and projects for the best interest of **HEALTH SERVICE**.

All these we pledge, because you deserve no less for the Glory of our God!

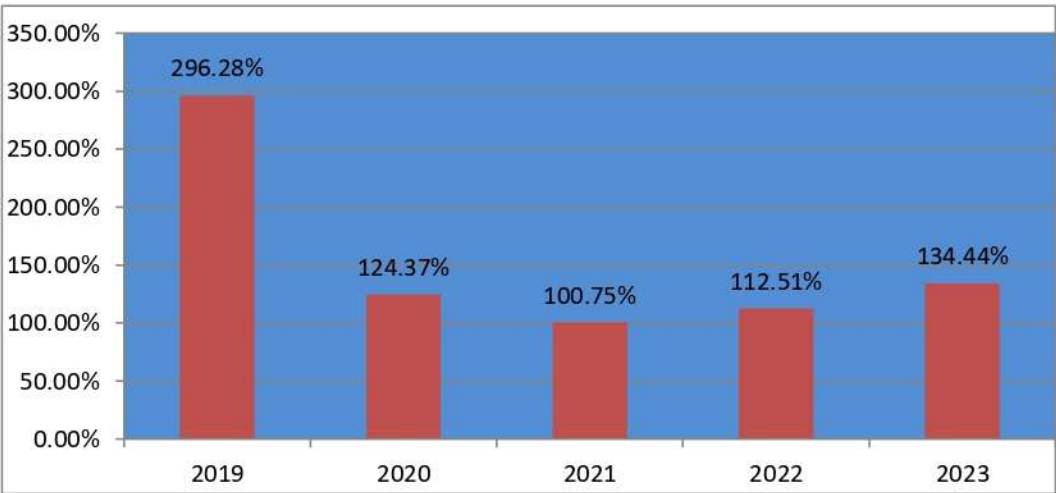
ARLENE M. LAZARO, MD, MSPH, FPSMS
PHO I & Chief of Hospital

I. HEALTH SERVICE DELIVERY

A. Bed Capacity/ Occupancy Rate and Hospital Operations

At present, Governor Faustino N. Dy Sr. Memorial Hospital, under the Classification of the DOH is a Level 1 Referral Hospital and Accredited by the PhilHealth as Level I Hospital. It has an authorized bed capacity of 100, but is actually implementing 200 beds.

Fig 1 Five- Years Bed Occupancy Rate, 2019 – 2023



As can be gleaned in Fig. 1, the Bed Occupancy Rate decreased from 296.28% in 2019 to 124.37% in 2020 and 100.75% in 2021. The highest Bed Occupancy Rate of 296.28% in 2019, reflects the many referred cases from the District and Community Hospitals in nearby towns as well as walk-in patients as can be attributed to the improved facility, despite the rise of new neighboring private hospitals with complete and modernized facilities. The Covid-19 Pandemic in 2020 is the major reason of the downtrend of Bed Occupancy Rate for the past two years. On a good rate, the Bed Occupancy Rate slightly increased from 112.51% in 2022 to 134.44% in 2023.

Table 1. Ten Leading Causes of Morbidity

1. Pneumonia	908
2. Acute Gastroenteritis/ Typhoid Fever	566
3. Hypertension/ HCVD	527
4. Urinary Tract Infection	372
5. MPI Sec. to VA	292
6. Bronchitis	281
7. COPD in AE / BAIAE	262
8. APD / Gastritis	225
9. Cholecystitis / Cholelithiasis	174
10. Cardiovascular Disease	165

Table 1 - Shows that the most common illness affecting the patients are that involving the respiratory tract such as Pneumonia (908), followed by Acute Gastro/ Typhoid Fever (566) and Hypertension / HCVD (527)

Table 2. Ten Leading Causes of Mortality

1. Community Acquired Pneumonia , High Risk	37
2. Acute Myocardial Infarction	26
3. Cerebrovascular Accident Bleed/ Cerebrovascular Disease Prob. Bleed	25
4. Septic Shock (Newborn)	14
5. Sepsis Neonatorum, Late Onset; Prematurity	12
6. Chronic Kidney Disease Sec. to DM Nephropathy/ Sec. to Chronic Glomerulonephritis	6
7. Acute Kidney Injury an top of CRD	5
8. Respiratory Distress Syndrome	4
9. Sepsis Secondary to CAP HR	3
10. Status EPILEPTICUS	2

As shown above in Table 2, the number 1 leading cause of Mortality are Community Acquired Pneumonia, High Risk followed by Acute Myocardial Infarction and Cerebrovascular Accident Bleed/ Cerebrovascular Disease Prob. Bleed.



Table 3. Surgical Procedures Minor Operations

1. Debridement	60
2. Removal of Implant	57
3. OR + Plating	53
4. ORIF + Plating	49
5. Dilatation & Curettage	37

In the abovementioned table, it can be gleaned that the highest number of surgical procedures of Minor Operations is Debridement (60) followed by Removal of implant (57).

Table 4. Ten Leading General Surgery Major Operations

1. Cholecystectomy	67
2. Appendectomy	44
3. Thyroidectomy	15
4. Exploratory Laparotomy	6
5. Hemorrhoidectomy	6
6. Salpingectomy	6
7. Total Abnormal Hysterectomy & Bilateral Salpingo-Oophorectomy	6
8. Modified Radical Mastectomy	5
9. Salpingo-Oophorectomy	5
10. Thyroid Lobectomy	4

As per Table 4. Cholecystectomy topped the Ten (10) leading General Surgery operations with 67 cases and Appendectomy as the 2nd with 44 cases.



Total No. of confirmed Positive COVID-19

Year	Confirmed Positive	Confirmed Positive Death
2021	2,210	3
2022	1,373	6
2023	90	3

For the confirmed COVID-19 positive cases it is noteworthy to say that from 2021 to 2023, the cases decreased from 2021 (2,210) to 2023 (90).

OUT- PATIENT DEPARTMENT

Table 5. Out-Patient Consultations

Medicine	14,147	23.88%
Surgery	8,336	14.67%

Pediatrics	8,521	14.36%
Gynecology	1,074	1.81%
Obstetrics	10,311	17.40%
Family Planning	110	0.19%
Dental Services	2,784	4.70%
Animal Bite	6,605	11.1%
Physical Therapy	667	1.13%
Dialysis Services & OPD	6,692	11.30%

Total number of consultations 59,247 - 162 - DAY

Out-Patient Department



Emergency Room Services

Table 6. Ten Leading Causes of Emergency

1	Injuries	2,911
2	Pneumonia	1,988
3	Hypertension/HCVD	1,593
4	APD/Gastritis/GERD/Dyspepsia	1,275
5	Urinary Tract Infection	1,170
6	Acute Gastroenteritis/Typhoid Fever/ Eneteric Fever	1,145
7	ATP/AURI/URTI	590
8	BAIAE/COPD in AE	412
9	Bronchitis	281
10	Seizure Disorder/Benign Febrile Convulsion	255

Total number of patients attended - 18,517 – 51/Day

Emergency Room



At the Out-Patient Department and Emergency Room, a total of 59,247 patients and 18,517 patients sought consult respectively, thus, an average of 162 patients per day were seen at the OPD and 51 patients at the Emergency Room.

Of the 59,247 number of consultations, the OPD- Medicine has the highest number (14,147) of consultations.

In the Emergency Room, the number of patients attended is 18,517 and the highest leading cause of emergency are injuries (2,911)

a. According to Sex:	Males:	3122
	Females:	3483
b. According to Age:	<15 yrs. Old:	2418
	>15 yrs. Old:	4187
c. Category of Exposure:	Dog:	4277
	Cat:	2237
	Others:	91
d. Category of Exposure:	Category I	54
	Category II	5182
	Category III	1369
e. Post-Exposure Treatment:	HRIG:	0
	ERIG:	879

For our ABTC, we have catered to 6,605 patients where we have more Females (3,483) than Male (3,122)




HEMODIALYSIS CENTER

NUMBER OF PATIENTS SERVED FOR 2022					
Months	No. of Treatments	New Patients (Transient/Regular)	Mortality	No. of Patients – OPD Clinic (NEPHRO Service)	In-Patient Referral to NEPHRO Service
January	493	5	2	16	15
February	440	1	1	21	9
March	508	0	1	34	7
April	495	1	0	28	7
May	495	0	0	24	15
June	519	1	0	20	16
July	514	2	0	22	13
August	547	2	2	25	18
September	501	0	0	17	8
October	525	2	1	37	15
November	522	1	0	2	0
December	546	1	0	17	1
Total	6,105	16	7	263	124

NUMBER OF PATIENTS SERVED FOR 2023					
Months	No. of Treatments	New Patients (Transient/Regular)	Mortality	No. of Patients – OPD Clinic (NEPHRO Service)	In-Patient Referral to NEPHRO Service
January	521	0	1	29	15
February	476	2	1	20	9
March	538	3	2	23	7
April	510	2	0	25	7
May	474	0	0	26	6
June	496	0	0	12	4
July	521	2	0	17	14
August	532	2	1	23	16
September	546	10	1	23	5
October	617	1	0	17	11
November	610	2	0	12	1
December	641	1	1	13	2
Total	6,452	25	7	240	97





For our Hemodialysis patients, there is a slight increase on the number of treatments for 2023 (6,452) than 2022 (6,105). But for the OPD of 2023 (240), a decrease than in 2022 (263).

PHYSICAL THERAPY SERVICES

NUMBER OF PATIENTS SERVED FOR 2023			
Year	Adult	Pedia	Total
2020	251	8	259
2021	216	2	218
2022	491	10	501
2023	667	0	667

For our Physical Therapy services, as per our table we can see that from 2020 to 2023, there was a significant increase of patients (Admitted & OPD patients) we have also gradually added equipment needed for the daily therapy of patients.



Table 7. Total Number of Newborn Screened

2022

Month	No. of Deliveries	No. of Live Birth	Inborn	Outborn	Percentage of NBS	No. of Pts. Who availed PHIC	No. of Neonatal Death
January	162	162	162	4	100%	156	2
February	154	151	151	1	100%	131	1
March	170	168	168	2	100%	141	1
April	143	145	145	1	100%	128	0
May	134	136	136	1	100%	120	0
June	124	123	123	4	100%	109	2
July	199	198	191	3	96.46%	174	3
August	217	217	217	6	100%	193	3
September	222	220	220	1	100%	174	4
October	272	275	275	3	100%	248	0
November	230	232	232	4	100%	211	1
December	232	228	228	3	100%	198	2
TOTAL	2,259	2,255	2,248	33	99.71%	1,983	19
TOTAL NUMBER OF NEWBORN SCREENED			<u>2,281</u>				

2023

Month	No. of Deliveries	No. of Live Birth	Inborn	Outborn	Percentage of NBS	No. of Pts. Who availed PHIC	No. of Neonatal Death
January	216	216	216	5	100%	184	0
February	148	148	148	2	100%	126	3
March	144	145	145	5	100%	130	1
April	183	183	183	6	100%	162	2
May	149	148	147	2	99.32%	131	1
June	149	148	148	0	100%	136	0
July	159	159	159	3	100%	141	1
August	181	180	180	3	100%	165	2
September	105	105	104	3	99.04%	85	1
October	184	184	181	4	98.36%	164	2
November	170	171	171	10	100%	150	2
December	210	212	206	20	97.16%	185	2
TOTAL	1998	1999	1988	63	99.49%	1,759	17
TOTAL NUMBER OF NEWBORN SCREENED			<u>2,051</u>				

Newborn Screening is a vital public health strategy that enables the early detection and management of several congenital disorder. If left untreated, it may lead to mental retardation and/or death. For 2023, the total number of newborn screened is 2,051 with a percentage of 99.49% compared to 2022 which is 99.71% (2,281).



Other Parameters

Diagnostic procedures by the Radiology Department are limited to X – Ray and Ultrasound. In 2023, a total of 12,920 X-rays and 2,401 Ultrasound procedures were referred. The numbers were higher than 2022 (10,177 x-ray and 2,157 ultrasound). The increase in the procedures done at the radiology department is attributed to the hiring of a permanent Radiologist in 2018, who can read and interpret the X-ray and Ultrasound results. In 2023, there were no CT-Scan procedure because the machine is unserviceable. On the last quarter of 2023, a new CT-Scan arrived which is provided by the DOH. It was just recently given a DOH - License to Operate in December. But we can not use it yet because the Memorandum of Agreement between Provincial Government of Isabela and the Radiologist who will read and interpret the results is ongoing.

Table 8. Diagnostic Procedures

PROCEDURES	January – December 2021	January – December 2022	January – December 2023
Laboratory Test performed	112,573	173,730	246,730
X-Ray performed	5,946	10,177	12,920
Ultrasound	1,307	2,157	2,401
CT-Scan	13	None	None
ECG performed	732	559	2,170
Blood Transfused	1,374	2,291	2,221
Water Analysis	145	170	436
New Born Screening	772	2,281	2,051

For 2023, laboratory procedures (Clinical & Water Analysis) performed almost doubled up compared to 2022 and 2021. For ECG, the number performed from 2022 (559) remarkably increased in 2023 (2,170).

Laboratory



X-RAY DEPARTMENT



Ultrasound



Electrocardiogram (ECG)



Water Laboratory



A. Health Facility Enhancement Program 2023 Renovations/Improvements/Repairs

➤ PLGU Project Proposals

- ✚ Installation of Office Cubicles at the Administrative One-Stop Shop Area – Completed
- ✚ PHO II Office, ER and Admin Office Main Door Glass (Analog) - Completed
- ✚ Construction of One Water System Deepwell with submersible pump & with elevated Tank – On going
- ✚ Construction of Septic Vault & Store Room for sharps & waste of new Dialysis Center (w/ 39 seats) – Completed
- ✚ Construction of Server Room (IHOMIS) - Completed
- ✚ Repainting of Exterior and Interior
- ✚ Repair of Windows and Installation of Screen
- ✚ Repair of Stairs
- ✚ Repair of Fire Exits
- ✚ Repair of CR Plumbing for 4th Floor to Ground Floor
- ✚ Repair of Broken Tiles 2nd Floor to 5th Floor
- ✚ Repair of Wards, Hallway, Ceiling of 3rd and 4th floor (on-going)
- ✚ Construction of Sewage Treatment

Construction Of One Water System Deepwell with Submersible Pump & With Elevated Tank (From PGI)



ER and Admin Office Main Door Glass (Analog)



Installation of Office Cubicles at the Administrative One-Stop Shop Area



Server Room (IHOMIS)



In order to cope up with the demands of modernization technology, the hospital has devised means to upgrade its existing facilities. As a result, with the help of DOH- Health Facility Enhancement Program (HFEP), the Provincial Government of Isabela successfully improved the facility vis-à-vis increase in income.

➤ **DOH HFEP PROJECT PROPOSALS - Completed & Ongoing**

- ✚ Construction of Medical Arts Building (MAB) (4 floors with elevator) – ongoing
- ✚ Construction of 5 beds ISOLATION Room with negative pressure – ongoing – Completed
- ✚ CT- Scan – Installed & with LTO

Computerized Tomography (CT) Scan (From DOH)



Medical Arts Building (From DOH)



➤ **DENR Fund**

🚧 Construction of Hazardous Waste Van – Completed

Hazardous Waste Van (From DENR)



HUMAN RESOURCE FOR HEALTH

Newly Hired Permanent Employees & Visiting Consultants:

- 1 Medical Officers - (1 Pediatrician)
- 15 Nurse I
- 14 Visiting Consultants MOA - (5 – OB-Gyne, 9 – Ortho)

Newly Promoted Employees

- 1 Medical Specialist II
- 1 Nurse III
- 6 Nurse II
- 2 Nurse I

Newly Hired Contractual Employees:

- 2 Medical Officers– (2 Surgeons)
- 7 Nurses
- 4 Nursing Attendant
- 3 Med. Tech.
- 2 Rad Tech
- 3 Physical Therapist
- 7 Admin Aides [4 AAI, 1 AA III, 2 AA I (IW)]
- 2 Promotions – (1 Admin Aide IV, 1 Admin Aide III)

II. HEALTH FINANCING

Table 10: Five Year Hospital Income (As Per Cashier's Report)

Year	Regular Collection	PCSO (Hemodialysis Center)	MALASAKIT Center	DOH-MAIP	PHIC Collection	MSR Reimbursement fr PHIC (MSR)	Due to Professional Fees-PHIC Collection	Total Gross Collection	Net Income
2019	15,887,350.00			1,074,199.80	64,546,162.00	1,355,977.43		81,507,711.80	80,151,734.37
2020	8,261,988.39		4,973,668.46	397,227.00	79,448,546.00	131,256.50		93,081,429.85	92,950,173.35
2021	5,564,010.00		6,134,623.21	4,617,845.13	35,533,153.60	347,159.16		53,918,644.94	53,561,923.78
2022	6,661,134.00	1,831,865.00	8,064,399.20	7,432,628.88	76,065,241.88		102,248.00	100,110,796.96	99,950,770.76
2023	12,057,912.00	659,892.80		33,390,642.68	83,819,707.76		626,629.64	129,928,155.24	129,301,525.60

In the above Table, the Total Income decreased from 2019 to 2021 collections especially in 2021 (53,561,923.78) This can be attributed from the Pandemic, we have only limited Regular Patients because they were afraid of the COVID19+ patients admitted at the hospital, But in 2022, patients have gradually went back to hospitals for OPD and Admissions. Hence, the increased total collections of **₱99,950,070.76**. Also, from 2022 to 2023 (**129,301,525.60**) the income increased by **₱ 29,350,754.84**.

**Medical Social Service, Medical Assistance Program &
Office of the President Socio-Civic Project Fund for the year 2023**

MONTH	IN-PATIENT	OUT-PATIENT	TOTAL AMOUNT
January	802,825.24	2,786,539.00	3,589,364.24
February	1,256,489.00	2,401,820	3,658,309.00
March	2,932,787.00	743,351.98	3,676,138.98
April	439,057.00	1,674,730.00	2,113,787.00
May	3,315,255.00	348,059.00	3,663,314.00
June	682,292.00	1,590,016.00	2,272,308.00
July	2,775,700.00	4,843,469.00	7,619,169.00
August	1,146,531.00	1,481,675.00	2,628,206.00
September	931,565.00	94,111.00	1,025,676.00
October	990,621.90	2,137,632.00	3,128,253.90
November	1,151,898.19	2,484,083.25	3,635,981.44
December	957,789.62	1,730,841.00	2,688,630.62
GRAND TOTAL	17,382,810.95	22,316,327.23	39,699,138.18

In 2020, since Health is one of the major programs of the Honorable Governor, he thought of establishing a one-stop shop where services of PCSO, DOH, DSWD are being catered. Hence, the creation of Malasakit Center (Project of Sen. Bong Go) here at the Gov. Faustino N. Dy, Sr. Memorial Hospital. Amidst socialized condonation of bills of qualified patients, a remarkable portion of the condoned bills are charged to the Medical Assistance Program (MAP) and Office of the President Socio-Civic Project Fund which are considered income of the hospital.

The total amount dispensed under DSWD SWAD Isabela Assistance, and PCSO Help Desk Assistance for 2023 is **₱ 16,572,440.00** This comprises a part of the Regular Collections.

To further boost the income of the hospital, with a thrust to help patients who do not have PHILHEALTH, the hospital was able to enroll **2,461** individuals by virtue of the Point of Service Financially Incapable (POSFI) Program.

Malasakit Center



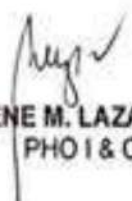
I. HEALTH REGULATION

The hospital has been accorded a License to Operate as Level I with Level II Laboratory and Radiology (C-ray, Ultrasound & CT-Scan) services by the Department of Health and an Accreditation by PHILHEALTH as a PCPB, ABTC, NEWBORN SCREENING, FAMILY PLANNING, TB-DOTS provider with a licensed Blood Bank and Dialysis with 20 Chairs.

II. HEALTH GOVERNANCE

- a) Medical Equipment (P ***) and Supplies (P122,842,485.64)
Procured by the Provincial Government in 2023.
- b) Drugs and Medicines Procured by the Provincial Government in 2023 -
P20,248,697.63
- c) Medical Social Services - Total Indigents Served in 2023 -
11,864 Indigents

Medical Equipment *** - as of January 10, 2024 – no available amount yet from the PGSO.


ARLENE M. LAZARO, MD, MSPH, FPSMS
PHO I & Chief of Hospital

