



# PROVINCIAL TREASURER'S OFFICE



## Accomplishment Report

August  
MONTH  
2021  
YEAR


### I. STATEMENT OF REVENUES

RECEIPTS	AMOUNT		
	THIS MONTH August	July	INCREASE/ (DECREASE)
<b>A. LOCAL SOURCES</b>			
<b>1. TAX REVENUE</b>			
Real Property Tax (RPT)			
1. Basic RPT	<b>2,383,729.09</b>	<b>6,682,030.94</b>	<b>(4,298,301.85)</b>
Current Year	1,011,046.85	4,060,042.95	(3,048,996.10)
Past Year	911,397.55	1,693,657.03	(782,259.48)
Penalties	461,284.69	928,330.96	(467,046.27)
2. Business Tax	<b>2,152,621.74</b>	<b>2,908,297.26</b>	<b>(755,675.52)</b>
Amusement Tax	-	-	-
Printing and Publication Tax	-	-	-
Franchise Tax	-	-	-
Tax on Delivery Trucks/Van	500.00	50,000.00	(49,500.00)
Tax of Gravel & Sand & Ext. Fees	2,152,121.74	2,858,297.26	(706,175.52)
3. Other Local Taxes	<b>663,277.54</b>	<b>1,059,167.93</b>	<b>(395,890.39)</b>
Professional Tax	28,625.00	26,250.00	2,375.00
Property Transfer Tax	456,142.78	702,412.76	(246,269.98)
Fines and Penalties - Local Taxes	178,509.76	330,505.17	(151,995.41)
<b>TOTAL TAX REVENUE</b>	<b>5,199,628.37</b>	<b>10,649,496.13</b>	<b>(5,449,867.76)</b>
<b>2. NON TAX REVENUE</b>			
a. Regulatory Fees (Permits & Licenses)	<b>89,510.00</b>	<b>54,735.00</b>	<b>34,775.00</b>
Governor's Permit Fees	4,750.00	5,850.00	(1,100.00)
Inspection Fee & Business Fees	84,760.00	48,885.00	35,875.00
b. Service/User Charges	<b>12,289,398.11</b>	<b>14,836,632.26</b>	<b>(2,547,234.15)</b>
Certification Fees & Clearances:			-
Capitol & Others	102,653.25	121,560.00	(18,906.75)
Hospital	77,217.00	102,182.00	(24,965.00)
Hospital Fees and Charges	11,841,082.86	14,162,804.26	(2,321,721.40)
Other Miscellaneous Operating	267,795.00	444,486.00	(176,691.00)
Del. Van sticker & Accred. Stkr.	650.00	5,600.00	(4,950.00)
c. Other Income Receipts	<b>318,531.86</b>	<b>312,099.07</b>	<b>6,432.79</b>
Interest Income	306,282.73	306,099.07	183.66
Miscellaneous Income	12,249.13	6,000.00	6,249.13
<b>TOTAL NON-TAX REVENUE</b>	<b>12,697,439.97</b>	<b>15,203,466.33</b>	<b>(2,506,026.36)</b>
<b>TOTAL LOCAL SOURCES</b>	<b>17,897,068.34</b>	<b>25,852,962.46</b>	<b>(7,955,894.12)</b>

RECEIPTS	AMOUNT		
	THIS MONTH	LAST MONTH	INCREASE/ (DECREASE)
<b>B. EXTERNAL SOURCES</b>			
1. Internal Revenue Allotment	293,185,342.00	293,185,342.00	-
2. Share from GOCCs (PAGCOR and PCSO)			-
3. Other Share from National Tax Collection			-
a. Share from Ecozone			-
b. Share from EVAT			-
c. Share from National Wealth	-	-	-
d. Share from Tobacco Excise Tax	-	-	-
4. Extraordinary Receipts/Grants/Donations/Aid	-	-	-
<b>TOTAL EXTERNAL SOURCES</b>	<b>293,185,342.00</b>	<b>293,185,342.00</b>	<b>-</b>
<b>C. PROCEEDS FROM SALE OF ASSETS</b>	-	-	-
<b>D. COLLECTIONS OF LOAN RECEIVABLES</b>	-	1,871,000.00	(1,871,000.00)
<b>TOTAL REVENUES</b>	<b>311,082,410.34</b>	<b>320,909,304.46</b>	<b>(9,826,894.12)</b>
<b>E. RECEIPTS FROM LOANS AND BORROWINGS</b>			-
a. Acquisition of loans	-	25,997,760.00	(25,997,760.00)
<b>TOTAL RECEIPTS</b>	<b>311,082,410.34</b>	<b>346,907,064.46</b>	<b>(35,824,654.12)</b>

PREPARED BY:	CERTIFIED CORRECT BY:
 <b>MYRNA DC. JUCAR</b>	 <b>MARIA ISABEL S. SINON</b>
Local Treasury Operations Officer III	Administrative Officer V

SUBMITTED BY:



**MARIA THERESA ARANETA-FLORES, CPA**  
 Provincial Treasurer