



PROVINCIAL TREASURER'S OFFICE



Accomplishment Report

September
MONTH
2021
YEAR


I. STATEMENT OF REVENUES

RECEIPTS	AMOUNT		
	THIS MONTH September	August	INCREASE/ (DECREASE)
A. LOCAL SOURCES			
1. TAX REVENUE			
Real Property Tax (RPT)			
1. Basic RPT	1,743,447.64	2,383,729.09	(640,281.45)
Current Year	613,824.83	1,011,046.85	(397,222.02)
Past Year	734,293.85	911,397.55	(177,103.70)
Penalties	395,328.96	461,284.69	(65,955.73)
2. Business Tax	1,667,309.09	2,152,621.74	(485,312.65)
Amusement Tax	1,000.00	-	1,000.00
Printing and Publication Tax	-	-	-
Franchise Tax	-	-	-
Tax on Delivery Trucks/Van	76,500.00	500.00	76,000.00
Tax of Gravel & Sand & Ext. Fees	1,589,809.09	2,152,121.74	(562,312.65)
3. Other Local Taxes	791,677.86	663,277.54	128,400.32
Professional Tax	9,600.00	28,625.00	(19,025.00)
Property Transfer Tax	589,491.43	456,142.78	133,348.65
Fines and Penalties - Local Taxes	192,586.43	178,509.76	14,076.67
TOTAL TAX REVENUE	4,202,434.59	5,199,628.37	(997,193.78)
2. NON TAX REVENUE			
a. Regulatory Fees (Permits & Licenses)	106,070.00	89,510.00	16,560.00
Governor's Permit Fees	9,250.00	4,750.00	4,500.00
Inspection Fee & Business Fees	96,820.00	84,760.00	12,060.00
b. Service/User Charges	9,419,502.20	12,289,398.11	(2,869,895.91)
Certification Fees & Clearances:			-
Capitol & Others	103,104.50	102,653.25	451.25
Hospital	65,198.00	77,217.00	(12,019.00)
Hospital Fees and Charges	8,815,721.70	11,841,082.86	(3,025,361.16)
Other Miscellaneous Operating	427,628.00	267,795.00	159,833.00
Del. Van sticker & Accred. Stkr.	7,850.00	650.00	7,200.00
c. Other Income Receipts	981,111.59	318,531.86	662,579.73
Interest Income	924,421.08	306,282.73	618,138.35
Miscellaneous Income	56,690.51	12,249.13	44,441.38
TOTAL NON-TAX REVENUE	10,506,683.79	12,697,439.97	(2,190,756.18)
TOTAL LOCAL SOURCES	14,709,118.38	17,897,068.34	(3,187,949.96)

RECEIPTS	AMOUNT		
	THIS MONTH	LAST MONTH	INCREASE/ (DECREASE)
B. EXTERNAL SOURCES			
1. Internal Revenue Allotment	293,185,342.00	293,185,342.00	-
2. Share from GOCCs (PAGCOR and PCSO)			-
3. Other Share from National Tax Collection			-
a. Share from Ecozone			-
b. Share from EVAT			-
c. Share from National Wealth	-	-	-
d. Share from Tobacco Excise Tax	-	-	-
4. Extraordinary Receipts/Grants/Donations/Aid	-	-	-
TOTAL EXTERNAL SOURCES	293,185,342.00	293,185,342.00	-
C. PROCEEDS FROM SALE OF ASSETS	-	-	-
D. COLLECTIONS OF LOAN RECEIVABLES	-	-	-
TOTAL REVENUES	307,894,460.38	311,082,410.34	(3,187,949.96)
E. RECEIPTS FROM LOANS AND BORROWINGS			-
a. Acquisition of loans	-	-	-
TOTAL RECEIPTS	307,894,460.38	311,082,410.34	(3,187,949.96)

PREPARED BY:	CERTIFIED CORRECT BY:
 MYRNA D.C. JUCAR Local Treasury Operations Officer III	 MARIA ISABEL S. SINON Administrative Officer V

SUBMITTED BY:


MARIA THERESA ARANETA-FLORES, CPA
Provincial Treasurer
if