
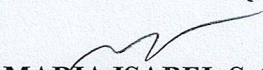

	PROVINCIAL TREASURER'S OFFICE		May
	Accomplishment Report		MONTH
			2021
			YEAR
I. STATEMENT OF REVENUES			
RECEIPTS	AMOUNT		
	THIS MONTH May	April	INCREASE/ (DECREASE)
A. LOCAL SOURCES			
1. TAX REVENUE			
Real Property Tax (RPT)			
1. Basic RPT	10,475,310.51	6,334,101.87	4,141,208.64
Current Year	7,593,194.72	4,101,139.51	3,492,055.21
Past Year	1,906,215.33	1,524,678.23	381,537.10
Penalties	975,900.46	708,284.13	267,616.33
2. Business Tax	1,377,664.44	1,315,317.20	62,347.24
Amusement Tax	25,000.00	28,500.00	(3,500.00)
Printing and Publication Tax	375.00	9,500.00	(9,125.00)
Franchise Tax	-	-	-
Tax on Delivery Trucks/Van	11,000.00	2,500.00	8,500.00
Tax of Gravel & Sand & Ext. Fees	1,341,289.44	1,274,817.20	66,472.24
3. Other Local Taxes	1,061,284.93	1,919,404.73	(858,119.80)
Professional Tax	256,900.00	73,255.00	183,645.00
Property Transfer Tax	613,595.84	1,334,286.28	(720,690.44)
Fines and Penalties - Local Taxes	190,789.09	511,863.45	(321,074.36)
TOTAL TAX REVENUE	12,914,259.88	9,568,823.80	3,345,436.08
2. NON TAX REVENUE			
a. Regulatory Fees (Permits & Licenses)	92,690.00	64,550.00	28,140.00
Governor's Permit Fees	42,450.00	12,550.00	29,900.00
Inspection Fee & Business Fees	50,240.00	52,000.00	(1,760.00)
b. Service/User Charges	8,229,151.26	12,405,042.23	(4,175,890.97)
Certification Fees & Clearances:			-
Capitol	58,798.00	40,603.00	18,195.00
Hospital	62,170.00	44,000.00	18,170.00
Hospital Fees and Charges	7,704,241.26	12,025,216.73	(4,320,975.47)
Other Miscellaneous Operating	398,842.00	288,772.50	110,069.50
Del. Van sticker & Accred. Stkr.	5,100.00	6,450.00	(1,350.00)
c. Other Income Receipts	381,902.91	355,978.43	25,924.48
Interest Income	350,980.51	350,742.88	237.63
Miscellaneous Income	30,922.40	5,235.55	25,686.85
TOTAL NON-TAX REVENUE	8,703,744.17	12,825,570.66	(4,121,826.49)
TOTAL LOCAL SOURCES	21,618,004.05	22,394,394.46	(776,390.41)

RECEIPTS	AMOUNT		
	THIS MONTH	LAST MONTH	INCREASE/ (DECREASE)
B. EXTERNAL SOURCES			
1. Internal Revenue Allotment	293,185,342.00	293,185,342.00	-
2. Share from GOCCs (PAGCOR and PCSO)			-
3. Other Share from National Tax Collection			-
a. Share from Ecozone			-
b. Share from EVAT			-
c. Share from National Wealth	-	-	-
d. Share from Tobacco Excise Tax	152,921,522.00	-	152,921,522.00
4. Extraordinary Receipts/Grants/Donations/Aid	-	-	-
TOTAL EXTERNAL SOURCES	446,106,864.00	293,185,342.00	152,921,522.00
C. PROCEEDS FROM SALE OF ASSETS	-	-	-
D.COLLECTIONS OF LOAN RECEIVABLES		-	-
TOTAL REVENUES	467,724,868.05	315,579,736.46	152,145,131.59
E.RECEIPTS FROM LOANS AND BORROWINGS			-
a. Acquisition of loans	-	-	-
TOTAL RECEIPTS	467,724,868.05	315,579,736.46	152,145,131.59

PREPARED BY:	CERTIFIED CORRECT BY:
 MYRNA D.C. JUCAR	 MARIA ISABEL S. SINON
Local Treasury Operations Officer III	Administrative Officer V

SUBMITTED BY:



MARIA THERESA ARANETA-FLORES, CPA
 Provincial Treasurer

