


	PROVINCIAL TREASURER'S OFFICE		August
			MONTH
	Accomplishment Report		2022
			YEAR
I. STATEMENT OF REVENUES			
RECEIPTS	AMOUNT		
	THIS MONTH August	July	INCREASE/ (DECREASE)
A. LOCAL SOURCES			
1. TAX REVENUE			
Real Property Tax (RPT)			
1. Basic RPT	1,908,642.80	6,705,620.95	(4,796,978.15)
Current Year	561,396.42	3,913,424.24	(3,352,027.82)
Past Year	834,339.63	1,798,245.67	(963,906.04)
Penalties	512,906.75	993,951.04	(481,044.29)
2. Business Tax	3,028,710.17	3,161,198.86	(132,488.69)
Amusement Tax	52,500.00	-	52,500.00
Printing and Publication Tax	-	-	-
Franchise Tax	-	-	-
Tax on Delivery Trucks/Van	345,500.00	488,500.00	(143,000.00)
Tax of Gravel & Sand & Ext. Fees	2,630,710.17	2,672,698.86	(41,988.69)
3. Other Local Taxes	2,440,779.08	1,562,938.51	877,840.57
Professional Tax	17,100.00	16,320.00	780.00
Property Transfer Tax	2,175,659.03	1,318,146.25	857,512.78
Fines and Penalties - Local Taxes	248,020.05	228,472.26	19,547.79
TOTAL TAX REVENUE	7,378,132.05	11,429,758.32	(4,051,626.27)
2. NON TAX REVENUE			
a. Regulatory Fees (Permits & Licenses)	120,759.39	277,220.00	(156,460.61)
Governor's Permit Fees	36,950.00	51,000.00	(14,050.00)
Inspection Fee & Business Fees	83,809.39	226,220.00	(142,410.61)
b. Service/User Charges	19,909,569.79	18,032,078.21	1,877,491.58
Certification Fees & Clearances:			-
Capitol & Others	126,288.00	123,625.00	2,663.00
Hospital	142,189.00	166,666.00	(24,477.00)
Hospital Fees and Charges	19,053,619.79	17,331,541.21	1,722,078.58
Other Miscellaneous Operating	547,423.00	359,696.00	187,727.00
Del. Van Sticker & Accred. Sticker	40,050.00	50,550.00	(10,500.00)
c. Other Income Receipts	-	150,406.82	(150,406.82)
Interest Income	-	-	-
Miscellaneous Income	-	150,406.82	(150,406.82)
TOTAL NON-TAX REVENUE	20,030,329.18	18,459,705.03	1,570,624.15
TOTAL LOCAL SOURCES	27,408,461.23	29,889,463.35	(2,481,002.12)

RECEIPTS	AMOUNT		
	THIS MONTH	LAST MONTH	INCREASE/ (DECREASE)
B. EXTERNAL SOURCES			
1. National Tax Allotment	401,169,013.00	401,169,013.00	-
2. Share from GOCCs (PAGCOR and PCSO)	-	-	-
3. Other Share from National Tax Collection			-
a. Share from Ecozone	-	-	-
b. Share from EVAT	-	-	-
c. Share from National Wealth	-	-	-
d. Share from Tobacco Excise Tax	219,489,656.00	-	219,489,656.00
4. Extraordinary Receipts/Grants/Donations/Aid	-	-	-
TOTAL EXTERNAL SOURCES	620,658,669.00	401,169,013.00	219,489,656.00
C. PROCEEDS FROM SALE OF ASSETS	-	-	-
D. COLLECTIONS OF LOAN RECEIVABLES	-	1,437,400.00	(1,437,400.00)
TOTAL REVENUES	648,067,130.23	432,495,876.35	215,571,253.88
E. RECEIPTS FROM LOANS AND BORROWINGS			-
a. Acquisition of loans	8,583,881.68	-	8,583,881.68
TOTAL RECEIPTS	656,651,011.91	432,495,876.35	224,155,135.56

PREPARED BY:	CERTIFIED CORRECT BY:
 MYRNA DC. JUCAR	 MARIA ISABEL S. SINON
Local Treasury Operations Officer III	Administrative Officer V

SUBMITTED BY:


MARIA THERESA ARANETA-FLORES, CPA
Provincial Treasurer