



PROVINCIAL TREASURER'S OFFICE

September

MONTH

2022



YEAR

Accomplishment Report


I. STATEMENT OF REVENUES

RECEIPTS	AMOUNT		
	THIS MONTH September	August	INCREASE/ (DECREASE)
A. LOCAL SOURCES			
1. TAX REVENUE			
Real Property Tax (RPT)			
1. Basic RPT	2,080,966.17	1,908,642.80	172,323.37
Current Year	514,104.57	561,396.42	(47,291.85)
Past Year	1,004,362.64	834,339.63	170,023.01
Penalties	562,498.96	512,906.75	49,592.21
2. Business Tax	3,030,113.90	3,028,710.17	1,403.73
Amusement Tax	30,000.00	52,500.00	(22,500.00)
Printing and Publication Tax	400.00	-	400.00
Franchise Tax	-	-	-
Tax on Delivery Trucks/Van	327,000.00	345,500.00	(18,500.00)
Tax of Gravel & Sand & Ext. Fees	2,672,713.90	2,630,710.17	42,003.73
3. Other Local Taxes	957,475.04	2,440,779.08	(1,483,304.04)
Professional Tax	14,730.00	17,100.00	(2,370.00)
Property Transfer Tax	726,690.75	2,175,659.03	(1,448,968.28)
Fines and Penalties - Local Taxes	216,054.29	248,020.05	(31,965.76)
TOTAL TAX REVENUE	6,068,555.11	7,378,132.05	(1,309,576.94)
2. NON TAX REVENUE			
a. Regulatory Fees (Permits & Licenses)	112,521.20	120,759.39	(8,238.19)
Governor's Permit Fees	35,450.00	36,950.00	(1,500.00)
Inspection Fee & Business Fees	77,071.20	83,809.39	(6,738.19)
b. Service/User Charges	24,306,215.57	19,909,569.79	4,396,645.78
Certification Fees & Clearances:			
Capitol & Others	119,553.00	126,288.00	(6,735.00)
Hospital	178,420.00	142,189.00	36,231.00
Hospital Fees and Charges	23,528,343.07	19,053,619.79	4,474,723.28
Other Miscellaneous Operating	445,299.50	547,423.00	(102,123.50)
Del. Van Sticker & Accred. Sticker	34,600.00	40,050.00	(5,450.00)
c. Other Income Receipts	561,553.76	-	561,553.76
Interest Income	522,420.76	-	522,420.76
Miscellaneous Income	39,133.00	-	39,133.00
TOTAL NON-TAX REVENUE	24,980,290.53	20,030,329.18	4,949,961.35
TOTAL LOCAL SOURCES	31,048,845.64	27,408,461.23	3,640,384.41

RECEIPTS	AMOUNT		
	THIS MONTH	LAST MONTH	INCREASE/ (DECREASE)
B. EXTERNAL SOURCES			
1. National Tax Allotment	401,169,013.00	401,169,013.00	-
2. Share from GOCCs (PAGCOR and PCSO)	-	-	-
3. Other Share from National Tax Collection			-
a. Share from Ecozone	-	-	-
b. Share from EVAT	-	-	-
c. Share from National Wealth	2,636,082.80	-	2,636,082.80
d. Share from Tobacco Excise Tax	-	219,489,656.00	(219,489,656.00)
4. Extraordinary Receipts/Grants/Donations/Aid	-	-	-
TOTAL EXTERNAL SOURCES	403,805,095.80	620,658,669.00	(216,853,573.20)
C. PROCEEDS FROM SALE OF ASSETS	-	-	-
D. COLLECTIONS OF LOAN RECEIVABLES	-	-	-
TOTAL REVENUES	434,853,941.44	648,067,130.23	(213,213,188.79)
E. RECEIPTS FROM LOANS AND BORROWINGS			-
a. Acquisition of loans	-	8,583,881.68	(8,583,881.68)
TOTAL RECEIPTS	434,853,941.44	656,651,011.91	(221,797,070.47)

PREPARED BY:	CERTIFIED CORRECT BY:
	
MYRNA D.C. JUCAR	MARIA ISABEL S. SINON
Local Treasury Operations Officer III	Administrative Officer V

SUBMITTED BY:


MARIA THERESA ARANETA-FLORES, CPA
 Provincial Treasurer