
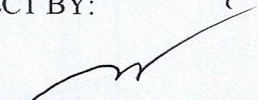

	PROVINCIAL TREASURER'S OFFICE		December
	Accomplishment Report		MONTH
			2023
			YEAR
I. STATEMENT OF REVENUES			
RECEIPTS	AMOUNT		
	THIS MONTH December	November	INCREASE/ (DECREASE)
A. LOCAL SOURCES			
1. TAX REVENUE			
Real Property Tax (RPT)			
1. Basic RPT	2,255,907.56	2,754,984.73	(499,077.17)
Current Year	974,809.51	1,079,913.66	(105,104.15)
Past Year	785,335.66	1,024,744.21	(239,408.55)
Penalties	495,762.39	650,326.86	(154,564.47)
2. Business Tax	1,610,842.14	2,933,963.11	(1,323,120.97)
Amusement Tax	-	-	-
Printing and Publication Tax	-	-	-
Franchise Tax	-	-	-
Tax on Delivery Trucks/Van	-	-	-
Tax of Gravel & Sand & Ext. Fees	1,610,842.14	2,933,963.11	(1,323,120.97)
3. Other Local Taxes	747,395.58	1,346,353.93	(598,958.35)
Professional Tax	15,000.00	20,100.00	(5,100.00)
Property Transfer Tax	555,830.31	957,359.06	(401,528.75)
Fines and Penalties - Local Taxes	176,565.27	368,894.87	(192,329.60)
TOTAL TAX REVENUE	4,614,145.28	7,035,301.77	(2,421,156.49)
2. NON TAX REVENUE			
a. Regulatory Fees (Permits & Licenses)	76,320.00	33,850.00	42,470.00
Governor's Permit Fees	2,500.00	3,350.00	(850.00)
Inspection Fee & Business Fees	73,820.00	30,500.00	43,320.00
b. Service/User Charges	18,556,609.30	26,012,073.34	(7,455,464.04)
Certification Fees & Clearances:			-
Capitol & Others	145,358.00	167,497.00	(22,139.00)
Hospital	161,194.00	202,142.00	(40,948.00)
Hospital Fees and Charges	16,739,030.30	24,912,258.34	(8,173,228.04)
Other Miscellaneous Operating	1,511,027.00	730,176.00	780,851.00
Del. Van sticker & Accred. Stkr.	-	-	-
c. Other Income Receipts	2,562,845.04	13,832.75	2,549,012.29
Interest Income	2,404,761.31	-	2,404,761.31
Miscellaneous Income	158,083.73	13,832.75	144,250.98
TOTAL NON-TAX REVENUE	21,195,774.34	26,059,756.09	(4,863,981.75)
TOTAL LOCAL SOURCES	25,809,919.62	33,095,057.86	(7,285,138.24)

RECEIPTS	AMOUNT		
	THIS MONTH	LAST MONTH	INCREASE/ (DECREASE)
B. EXTERNAL SOURCES			
1. National Tax Allotment	342,542,756.00	342,542,754.00	2.00
2. Share from GOCCs (PAGCOR and PCSO)	-	-	-
3. Other Share from National Tax Collection			-
a. Share from Ecozone	-	-	-
b. Share from EVAT	-	-	-
c. Share from National Wealth	-	-	-
d. Share from Tobacco Excise Tax	-	-	-
4. Extraordinary Receipts/Grants/Donations/Aid	-	-	-
TOTAL EXTERNAL SOURCES	342,542,756.00	342,542,754.00	2.00
C. PROCEEDS FROM SALE OF ASSETS	-	-	-
D.COLLECTIONS OF LOAN RECEIVABLES	957,000.00	-	957,000.00
TOTAL REVENUES	369,309,675.62	375,637,811.86	(6,328,136.24)
E.RECEIPTS FROM LOANS AND BORROWINGS			-
a. Acquisition of loans	-	-	-
TOTAL RECEIPTS	369,309,675.62	375,637,811.86	(6,328,136.24)
PREPARED BY:	CERTIFIED CORRECT BY:		
 MYRNA DC. JUCAR	 MARIA ISABEL S. SINON		
Local Treasury Operations Officer III	Administrative Officer V		

SUBMITTED BY:


MARIA THERESA ARANETA-FLORES, CPA
Provincial Treasurer
