




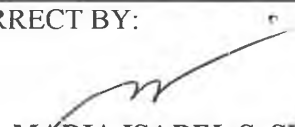
**PROVINCIAL TREASURER'S OFFICE**

**Accomplishment Report**

**October**  
MONTH  
**2023**  
YEAR

**I. STATEMENT OF REVENUES**


RECEIPTS	AMOUNT		
	THIS MONTH October	September	INCREASE/ (DECREASE)
<b>A. LOCAL SOURCES</b>			
<b>1. TAX REVENUE</b>			
Real Property Tax (RPT)			
1. Basic RPT	<b>6,958,933.74</b>	<b>2,144,222.96</b>	<b>4,814,710.78</b>
Current Year	5,761,739.73	571,326.37	5,190,413.36
Past Year	742,291.42	1,010,679.32	(268,387.90)
Penalties	454,902.59	562,217.27	(107,314.68)
2. Business Tax	<b>8,999,803.48</b>	<b>1,899,406.13</b>	<b>7,100,397.35</b>
Amusement Tax	43,825.00	56,500.00	(12,675.00)
Printing and Publication Tax	-	-	-
Franchise Tax	-	-	-
Tax on Delivery Trucks/Van	285,000.00	496,000.00	(211,000.00)
Tax of Gravel & Sand & Ext. Fees	8,670,978.48	1,346,906.13	7,324,072.35
3. Other Local Taxes	<b>1,301,888.69</b>	<b>2,242,674.69</b>	<b>(940,786.00)</b>
Professional Tax	12,600.00	54,900.00	(42,300.00)
Property Transfer Tax	836,023.91	1,687,428.36	(851,404.45)
Fines and Penalties - Local Taxes	453,264.78	500,346.33	(47,081.55)
<b>TOTAL TAX REVENUE</b>	<b>17,260,625.91</b>	<b>6,286,303.78</b>	<b>10,974,322.13</b>
<b>2. NON TAX REVENUE</b>			
a. Regulatory Fees (Permits & Licenses)	<b>76,405.00</b>	<b>195,496.00</b>	<b>(119,091.00)</b>
Governor's Permit Fees	30,650.00	59,050.00	(28,400.00)
Inspection Fee & Business Fees	45,755.00	136,446.00	(90,691.00)
b. Service/User Charges	<b>43,380,169.72</b>	<b>20,752,776.30</b>	<b>22,627,393.42</b>
Certification Fees & Clearances:			-
Capitol & Others	145,858.00	96,097.00	49,761.00
Hospital	202,930.00	175,935.00	26,995.00
Hospital Fees and Charges	42,146,817.72	20,029,251.30	22,117,566.42
Other Miscellaneous Operating	855,264.00	398,493.00	456,771.00
Del. Van sticker & Accred. Stkr.	29,300.00	53,000.00	(23,700.00)
c. Other Income Receipts	<b>102,171.00</b>	<b>1,047,711.45</b>	<b>(945,540.45)</b>
Interest Income	-	1,034,902.45	(1,034,902.45)
Miscellaneous Income	102,171.00	12,809.00	89,362.00
<b>TOTAL NON-TAX REVENUE</b>	<b>43,558,745.72</b>	<b>21,995,983.75</b>	<b>21,562,761.97</b>
<b>TOTAL LOCAL SOURCES</b>	<b>60,819,371.63</b>	<b>28,282,287.53</b>	<b>32,537,084.10</b>

RECEIPTS	AMOUNT		
	THIS MONTH	LAST MONTH	INCREASE/ (DECREASE)
<b>B. EXTERNAL SOURCES</b>			
1. National Tax Allotment	342,542,754.00	342,542,754.00	-
2. Share from GOCCs (PAGCOR and PCSO)	-	-	-
3. Other Share from National Tax Collection			-
a. Share from Ecozone	-	-	-
b. Share from EVAT	-	-	-
c. Share from National Wealth	-	1,867,579.29	(1,867,579.29)
d. Share from Tobacco Excise Tax	-	-	-
4. Extraordinary Receipts/Grants/Donations/Aid	-	-	-
<b>TOTAL EXTERNAL SOURCES</b>	<b>342,542,754.00</b>	<b>344,410,333.29</b>	<b>(1,867,579.29)</b>
<b>C. PROCEEDS FROM SALE OF ASSETS</b>	-	-	-
<b>D. COLLECTIONS OF LOAN RECEIVABLES</b>	-	-	-
<b>TOTAL REVENUES</b>	<b>403,362,125.63</b>	<b>372,692,620.82</b>	<b>30,669,504.81</b>
<b>E. RECEIPTS FROM LOANS AND BORROWINGS</b>			-
a. Acquisition of loans	-	996,000.00	(996,000.00)
<b>TOTAL RECEIPTS</b>	<b>403,362,125.63</b>	<b>373,688,620.82</b>	<b>29,673,504.81</b>
PREPARED BY:	CERTIFIED CORRECT BY:		
 <b>MYRNA DC. JUCAR</b>	 <b>MARIA ISABEL S. SINON</b>		
Local Treasury Operations Officer III	Administrative Officer V		

SUBMITTED BY:

**MARIA THERESA ARANETA-FLORES, CPA**  
Provincial Treasurer

BY:

  
**CHERRY BAGAY-GREGORIO**  
Assistant Provincial Treasurer  
