



Republic of the Philippines
PROVINCE OF ISABELA
-oOo-

OFFICE OF THE PROVINCIAL TREASURER

March 21, 2024

ATTY. NOEL MANUEL R. LOPEZ

Provincial Administrator
Provincial Capitol Compound
City of Ilagan, Isabela

Dear Sir:


Greetings!


In compliance with Memorandum No. 35 series of 2020, we respectfully submit herewith our Accomplishment Report (Comparative Collection Report January vs. February, 2024) for the month of February, 2024.

We hope you will find everything in order.


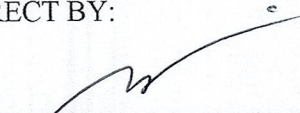
Thank you very much.

Very truly yours,


MARIA THERESA ARANETA-FLORES
Provincial Treasurer

| | | | | |
|---|-------------------------------|---------------|-------------------------|--|
|  | PROVINCIAL TREASURER'S OFFICE | | February | |
| | | | MONTH | |
| | Accomplishment Report | | 2024 | |
| | | | YEAR | |
| I. STATEMENT OF REVENUES | | | | |
| RECEIPTS | AMOUNT | | | |
| | THIS MONTH February | January | INCREASE/ (DECREASE) | |
| A. LOCAL SOURCES | | | | |
| 1. TAX REVENUE | | | | |
| Real Property Tax (RPT) | | | | |
| 1. Basic RPT | 13,091,175.61 | 6,552,770.46 | 6,538,405.15 | |
| Current Year | 10,957,872.65 | 5,209,297.39 | 5,748,575.26 | |
| Past Year | 684,309.73 | 787,368.83 | (103,059.10) | |
| Penalties | 1,448,993.23 | 556,104.24 | 892,888.99 | |
| 2. Business Tax | 5,685,244.25 | 3,835,454.49 | 1,849,789.76 | |
| Amusement Tax | 125,190.00 | 35,000.00 | 90,190.00 | |
| Printing and Publication Tax | 2,151.00 | 7,398.83 | (5,247.83) | |
| Franchise Tax | 1,977,266.34 | - | 1,977,266.34 | |
| Tax on Delivery Trucks/Van | 420,000.00 | 597,500.00 | (177,500.00) | |
| Tax of Gravel & Sand & Ext. Fees | 3,160,636.91 | 3,195,555.66 | (34,918.75) | |
| 3. Other Local Taxes | 2,505,112.25 | 1,396,443.30 | 1,108,668.95 | |
| Professional Tax | 1,143,480.00 | 276,300.00 | 867,180.00 | |
| Property Transfer Tax | 1,000,490.80 | 800,598.07 | 199,892.73 | |
| Fines and Penalties - Local Taxes | 361,141.45 | 319,545.23 | 41,596.22 | |
| TOTAL TAX REVENUE | 21,281,532.11 | 11,784,668.25 | 9,496,863.86 | |
| 2. NON TAX REVENUE | | | | |
| a. Regulatory Fees (Permits & Licenses) | 631,085.55 | 620,960.00 | 10,125.55 | |
| Governor's Permit Fees | 234,300.00 | 66,650.00 | 167,650.00 | |
| Inspection Fee & Business Fees | 396,785.55 | 554,310.00 | (157,524.45) | |
| b. Service/User Charges | 28,900,216.84 | 32,512,320.69 | (3,612,103.85) | |
| Certification Fees & Clearances: | | | - | |
| Capitol & Others | 129,369.00 | 171,101.00 | (41,732.00) | |
| Hospital | 174,300.00 | 192,011.00 | (17,711.00) | |
| Hospital Fees and Charges | 27,917,042.84 | 30,260,798.69 | (2,343,755.85) | |
| Other Miscellaneous Operating | 606,105.00 | 1,645,210.00 | (1,039,105.00) | |
| Del. Van sticker & Accred. Stkr. | 73,400.00 | 243,200.00 | (169,800.00) | |
| c. Other Income Receipts | 149,948.72 | 35,344.06 | 114,604.66 | |
| Interest Income | - | - | - | |
| Miscellaneous Income | 149,948.72 | 35,344.06 | 114,604.66 | |
| TOTAL NON-TAX REVENUE | 29,681,251.11 | 33,168,624.75 | (3,487,373.64) | |
| TOTAL LOCAL SOURCES | 50,962,783.22 | 44,953,293.00 | 6,009,490.22 | |

| RECEIPTS | AMOUNT | | |
|--|-------------------------|-----------------------|-------------------------|
| | THIS MONTH | LAST MONTH | INCREASE/ (DECREASE) |
| B. EXTERNAL SOURCES | | | |
| 1. National Tax Allotment | 363,884,636.00 | 363,884,636.00 | - |
| 2. Share from GOCCs (PAGCOR and PCSO) | - | - | - |
| 3. Other Share from National Tax Collection | 1,013,712,755.00 | - | 1,013,712,755.00 |
| a. Share from Ecozone | - | - | - |
| b. Share from EVAT | - | - | - |
| c. Share from National Wealth | - | - | - |
| d. Share from Tobacco Excise Tax | 1,013,712,755.00 | - | 1,013,712,755.00 |
| 4. Extraordinary Receipts/Grants/Donations/Aid | - | - | - |
| TOTAL EXTERNAL SOURCES | 2,391,310,146.00 | 363,884,636.00 | 2,027,425,510.00 |
| C. PROCEEDS FROM SALE OF ASSETS | - | - | - |
| D.COLLECTIONS OF LOAN RECEIVABLES | 80,000.00 | 350,000.00 | (270,000.00) |
| TOTAL REVENUES | 2,442,352,929.22 | 409,187,929.00 | 2,033,165,000.22 |
| | | | |
| E.RECEIPTS FROM LOANS AND BORROWINGS | | | - |
| a. Acquisition of loans | - | 9,342,388.38 | (9,342,388.38) |
| TOTAL RECEIPTS | 2,442,352,929.22 | 418,530,317.38 | 2,023,822,611.84 |

| | |
|---|---|
| PREPARED BY: | CERTIFIED CORRECT BY: |
|  CARMINA S. TAGAO Administrative Aide II |  MARIA ISABEL S. SINON Administrative Officer V |

SUBMITTED BY:


MARIA THERESA ARANETA-FLORES, CPA
Provincial Treasurer