



Republic of the Philippines
PROVINCE OF ISABELA
-oOo-

OFFICE OF THE PROVINCIAL TREASURER

April 18, 2024

ATTY. NOEL MANUEL R. LOPEZ
Provincial Administrator
Provincial Capitol Compound
City of Ilagan, Isabela

Dear Sir:

Greetings!

In compliance with Memorandum No. 35 series of 2020, we respectfully submit herewith our Accomplishment Report (Comparative Collection Report February vs. March, 2024) for the month of March, 2024.


We hope you will find everything in order.

Thank you very much.

Very truly yours,

MARIA THERESA ARANETA-FLORES
Provincial Treasurer

By:


CHERRY BAGAY-GREGORIO
Assistant Provincial Treasurer





PROVINCIAL TREASURER'S OFFICE



Accomplishment Report

March
MONTH
2024
YEAR

I. STATEMENT OF REVENUES

| RECEIPTS | AMOUNT | | |
|---|----------------------|----------------------|-------------------------|
| | THIS MONTH | February | INCREASE/ (DECREASE) |
| A. LOCAL SOURCES | | | |
| 1. TAX REVENUE | | | |
| Real Property Tax (RPT) | | | |
| 1. Basic RPT | 10,103,522.26 | 13,091,175.61 | (2,987,653.35) |
| Current Year | 6,774,551.95 | 10,957,872.65 | (4,183,320.70) |
| Past Year | 2,141,707.30 | 684,309.73 | 1,457,397.57 |
| Penalties | 1,187,263.01 | 1,448,993.23 | (261,730.22) |
| 2. Business Tax | 2,773,822.63 | 5,685,244.25 | (2,911,421.62) |
| Amusement Tax | 185,147.50 | 125,190.00 | 59,957.50 |
| Printing and Publication Tax | 32,800.00 | 2,151.00 | 30,649.00 |
| Franchise Tax | - | 1,977,266.34 | (1,977,266.34) |
| Tax on Delivery Trucks/Van | 86,500.00 | 420,000.00 | (333,500.00) |
| Tax of Gravel & Sand & Ext. Fees | 2,469,375.13 | 3,160,636.91 | (691,261.78) |
| 3. Other Local Taxes | 2,979,008.62 | 2,505,112.25 | 473,896.37 |
| Professional Tax | 1,333,800.00 | 1,143,480.00 | 190,320.00 |
| Property Transfer Tax | 1,283,816.37 | 1,000,490.80 | 283,325.57 |
| Fines and Penalties - Local Taxes | 361,392.25 | 361,141.45 | 250.80 |
| TOTAL TAX REVENUE | 15,856,353.51 | 21,281,532.11 | (5,425,178.60) |
| 2. NON TAX REVENUE | | | |
| a. Regulatory Fees (Permits & Licenses) | 366,040.00 | 631,085.55 | (265,045.55) |
| Governor's Permit Fees | 250,450.00 | 234,300.00 | 16,150.00 |
| Inspection Fee & Business Fees | 115,590.00 | 396,785.55 | (281,195.55) |
| b. Service/User Charges | 22,399,627.75 | 28,900,216.84 | (6,500,589.09) |
| Certification Fees & Clearances: | | | - |
| Capitol & Others | 88,240.00 | 129,369.00 | (41,129.00) |
| Hospital | 206,894.00 | 174,300.00 | 32,594.00 |
| Hospital Fees and Charges | 21,266,393.75 | 27,917,042.84 | (6,650,649.09) |
| Other Miscellaneous Operating | 822,300.00 | 606,105.00 | 216,195.00 |
| Del. Van sticker & Accred. Stkr. | 15,800.00 | 73,400.00 | (57,600.00) |
| c. Other Income Receipts | 1,015,560.65 | 149,948.72 | 865,611.93 |
| Interest Income | 1,002,967.49 | - | 1,002,967.49 |
| Miscellaneous Income | 12,593.16 | 149,948.72 | (137,355.56) |
| TOTAL NON-TAX REVENUE | 23,781,228.40 | 29,681,251.11 | (5,900,022.71) |
| TOTAL LOCAL SOURCES | 39,637,581.91 | 50,962,783.22 | (11,325,201.31) |

| RECEIPTS | AMOUNT | | |
|--|-----------------------|-------------------------|---------------------------|
| | THIS MONTH | LAST MONTH | INCREASE/ (DECREASE) |
| B. EXTERNAL SOURCES | | | |
| 1. National Tax Allotment | 363,884,636.00 | 363,884,636.00 | - |
| 2. Share from GOCCs (PAGCOR and PCSO) | - | - | - |
| 3. Other Share from National Tax Collection | - | 1,013,712,755.00 | (1,013,712,755.00) |
| a. Share from Ecozone | - | - | - |
| b. Share from EVAT | - | - | - |
| c. Share from National Wealth | - | - | - |
| d. Share from Tobacco Excise Tax | - | 1,013,712,755.00 | (1,013,712,755.00) |
| 4. Extraordinary Receipts/Grants/Donations/Aid | - | - | - |
| TOTAL EXTERNAL SOURCES | 363,884,636.00 | 2,391,310,146.00 | (2,027,425,510.00) |
| C. PROCEEDS FROM SALE OF ASSETS | - | - | - |
| D. COLLECTIONS OF LOAN RECEIVABLES | 1,339,000.00 | 80,000.00 | 1,259,000.00 |
| TOTAL REVENUES | 404,861,217.91 | 2,442,352,929.22 | (2,037,491,711.31) |
| E. RECEIPTS FROM LOANS AND BORROWINGS | | | - |
| a. Acquisition of loans | - | - | - |
| TOTAL RECEIPTS | 404,861,217.91 | 2,442,352,929.22 | (2,037,491,711.31) |

| | |
|---|--|
| PREPARED BY: | CERTIFIED CORRECT BY: |
|  MYRNA D.C. JUCAR LTOO III |  MARIA ISABEL S. SINON Administrative Officer V |

SUBMITTED BY:

MARIA THERESA ARANETA-FLORES, CPA

Provincial Treasurer

mf

BY:

CHERRY BAGAY-GREGORIO

Assistant Provincial Treasurer