



Republic of the Philippines  
Province of Isabela  
**CAUAYAN DISTRICT HOSPITAL**  
Cauayan City, Isabela

October 9, 2024

**RODOLFO T. ALBANO III**

*Governor*

*Province of Isabela*

**THRU: NOEL MANUEL R. LOPEZ**

*Provincial Administrator*

Sir:

Greetings!

May we respectfully submit herewith our Accomplishment report for the month of September 2024.

Thank you very much and more power.

Very truly yours,

**HERRISON O. ALFJANDRO**

Chief of Hospital

Republic of the Philippines  
 PROVINCE OF ISABELA  
**CAUAYAN DISTRICT HOSPITAL**  
**ACCOMPLISHMENT REPORT FOR THE PERIOD OF SEPTEMBER 2024**

**I. GENERAL INFORMATION**

Classification	: <u>GENERAL</u>	Accreditation	: <u>LEVEL 1 PHILHEALTH</u>
Authorized Bed Capacity	: <u>50</u>	Nature of Ownership	: <u>GOVERNMENT</u>
Actual Implementing	: <u>100</u>	Bed Occupancy Rate	: <u>131.26%</u>
Service Capability	: <u>LEVEL 1</u>		

**II. HOSPITAL OPERATIONS**

Total no. in-patients ADMISSION (Including NB)	: <u>525</u>
Newborn	: <u>103</u>
Total Discharges (Alive including Newborn)	: <u>526</u>

TYPE OF MEMBERSHIP	NUMBER	PERCENTAGE
<b>PHIC</b>	<b>488</b>	<b>90.88</b>
Paying Members	172	
Indigent/Sponsored	316	
<b>OWWA</b>	<b>3</b>	<b>0.56</b>
<b>NON-PHIC</b>	<b>46</b>	<b>8.56</b>
<b>TOTAL</b>	<b>537</b>	<b>100.00</b>

Total patients admitted and discharged on the same day	: <u>11</u>
Total number of inpatients bed days	: <u>1969</u>
Total number of inpatients transferred TO THIS FACILITY from another facility for inpatient care	: <u>16</u>
Total number of inpatients transferred FROM THIS FACILITY to another facility for inpatient care	: <u>23</u>
Average Admission per day	: <u>18</u>
Average Length of stay	: <u>3-4</u>

**TEN LEADING CAUSES OF DISCHARGES (MORBIDITY)**

1	PNEUMONIA	94
2	ACUTE GASTROENTERITIS	52
3	HYPERTENSION	47
4	URINARY TRACT INFECTION	37
5	ELECTROLYTE IMBALANCE	31
6	PULMONARY TUBERCULOSIS	27
7	DENGUE FEVER	26
	GASTRITIS	
8	CEREBROVASCULAR DISEASE	21
9	DIABETES MELLITUS	20
10	CHRONIC KIDNEY DISEASE	19

<b>TOTAL NUMBER OF DELIVERIES</b>	: <u>102</u>
NORMAL SPONTANEOUS DELIVERY	: <u>71</u>
CESAREAN SECTION	: <u>31</u>

OUTPATIENT VISITS	NUMBER
TOTAL NUMBER OF OUTPATIENT VISITS	<b>2949</b>
Number of outpatient visits, new patient	1417
Number of outpatient visits, re-visit	1532
Number of outpatient visits, adult	2037
Number of outpatient visits, pediatric	912



### TEN LEADING CAUSES OF OPD CONSULTATION

1	CHRONIC KIDNEY DISEASE	206
2	ACUTE UPPER RESPIRATORY INFECTION	174
3	URINARY TRACT INFECTION	158
4	HYPERTENSION	77
5	PNEUMONIA	76
6	DIABETES MELLITUS	61
7	ACUTE GASTROENTERITIS	48
8	MUSCULOSKELETAL DISORDER	43
9	CEREBROVASCULAR DISEASE STROKE	34
10	GASTRITIS	30

EMERGENCY VISITS	NUMBER
TOTAL NUMBER OF EMERGENCY DEPARTMENT VISITS	<b>1305</b>
Total number of emergency department visits, adult	888
Total number of emergency department visits, pediatric	417
EMERGENCY DEPARTMENT to another facility for inpatient care	42
EMERGENCY DEPARTMENT from another facility for inpatient care	103

### TEN LEADING CAUSES OF ER CONSULTATION

1	INJURIES	422
2	ACUTE UPPER RESPIRATORY TRACT INFECTION	144
3	URINARY TRACT INFECTION	138
4	HYPERTENSION	87
5	ACUTE GASTROENTERITIS	65
6	GASTRITIS	63
7	PNEUMONIA	59
8	PEPTIC ULCER DISEASE	31
9	MUSCULOSKELETAL DISORDER	26
10	DENGUE FEVER	25

### LABORATORY & RADIOLOGY

TOTAL NUMBER OF MEDICAL IMAGING TEST (all types including x-ray, ultrasound, etc. )	<b>751</b>
ECG	50
X-RAY	590
Ultrasound	111
TOTAL NUMBER OF LABORATORY AND DIAGNOSTIC TESTING	<b>4619</b>
Urinalysis	1095
Fecalysis	117
Hematology	1726
Clinical Chemistry	1073
Immunology/Serology/HIV	322
Nasal Antigen	137
NEWBORN SCREENING	112
Number of Blood units Transfused	37
Total number of outreach visits	0
Total number of immunization doses administered to children 0-59 months at this facility or during outreach or home visits. Include immunizations administered during child health weeks	100
Total number of newly diagnosed cases of TB	9
Total number of confirmed cases of dengue	6



### TEN LEADING CAUSES OF OPD CONSULTATION

1	CHRONIC KIDNEY DISEASE	206
2	ACUTE UPPER RESPIRATORY INFECTION	174
3	URINARY TRACT INFECTION	158
4	HYPERTENSION	77
5	PNEUMONIA	76
6	DIABETES MELLITUS	61
7	ACUTE GASTROENTERITIS	48
8	MUSCULOSKELETAL DISORDER	43
9	CEREBROVASCULAR DISEASE STROKE	34
10	GASTRITIS	30

EMERGENCY VISITS	NUMBER
TOTAL NUMBER OF EMERGENCY DEPARTMENT VISITS	<b>1305</b>
Total number of emergency department visits, adult	888
Total number of emergency department visits, pediatric	417
EMERGENCY DEPARTMENT to another facility for inpatient care	42
EMERGENCY DEPARTMENT from another facility for inpatient care	103

### TEN LEADING CAUSES OF ER CONSULTATION

1	INJURIES	422
2	ACUTE UPPER RESPIRATORY TRACT INFECTION	144
3	URINARY TRACT INFECTION	138
4	HYPERTENSION	87
5	ACUTE GASTROENTERITIS	65
6	GASTRITIS	63
7	PNEUMONIA	59
8	PEPTIC ULCER DISEASE	31
9	MUSCULOSKELETAL DISORDER	26
10	DENGUE FEVER	25

### LABORATORY & RADIOLOGY


TOTAL NUMBER OF MEDICAL IMAGING TEST (all types including x-ray, ultrasound, etc. )	<b>751</b>
ECG	50
X-RAY	590
Ultrasound	111
TOTAL NUMBER OF LABORATORY AND DIAGNOSTIC TESTING	<b>4619</b>
Urinalysis	1095
Fecalysis	117
Hematology	1726
Clinical Chemistry	1073
Immunology/Serology/HIV	322
Nasal Antigen	137
NEWBORN SCREENING	112
Number of Blood units Transfused	37
Total number of outreach visits	0
Total number of immunization doses administered to children 0-59 months at this facility or during outreach or home visits. Include immunizations administered during child health weeks	100
Total number of newly diagnosed cases of TB	9
Total number of confirmed cases of dengue	6





## POST TRAINING/ACTIVITY REPORT

Date: September 25-26, 2024

Prepared	Checked	Approved
 Ryan Edizar Villarta Nurse II	Marjorie Marquez Administrative Officer	Herrison Alejandro, MD Chief of Hospital

Training Title/Activity: Basic Life Support Training
Training Institute/Place : CDH, GFNDYSMH
Training/Activity Period : September 25-26, 2024
Trainee/Employee : Ryan Edizar M. Villarta, Ferdinand Gammad, Aiko Lampitoc

### Content/Purpose of Activity:

One of the basic life-saving techniques that a public health worker must learn is the Basic Life Support training, this training aims to provide knowledge, attitude, and skills to participants in handling emergency situations and saving lives not only in facility level but also in their respective communities and residences as well.

In relation to this, the provincial health office – field health services under Disaster Risk Reduction and Management in Health (DRRM-H) program headed by Provincial DRRM-H Manager together with his team and collaborated to resource speakers/facilitators coming from, Cauayan District Hospital and GFNDYSMH conducted the Basic Life Support Training requested by Cauayan District Hospital.

Furthermore, training of activities as follows:

- Attendance
- Invocation
- Pre-Test
- Opening Remarks

#### Unit of Competency I:

- Part A - Principles of Emergency Care Part
- Part B - Introduction to BLS

#### Unit of Competency II:

- Part A - Cardiopulmonary Resuscitation
- Part B - Use of AED

#### Unit of Competency III:

- Part A - Respiratory Arrest and Rescue Breathing
- Part B – Foreign Body Airway Obstruction
- Skills Demonstration
- Practice Skills Demonstration(for participants)
- Return Demonstration
- Post-Test
- Graduation Ceremony
- Closing Remarks

**DEATHS**

TYPES OF DEATHS	NUMBER
TOTAL DEATHS	<b>20</b>
TOTAL NUMBER OF INPATIENT DEATHS	<b>11</b>
Total deaths ≤ 48 hours	4
Total deaths > 48 hours	7
Total number of Emergency room deaths	1
Total number of cases declared "DEAD ON ARRIVAL"	8
Total number of stillbirths	0
Total number of neonatal deaths	0
Total number of maternal deaths	0

Gross Death Rate: 2.04 %

Net Death Rate: 1.31 %

**LEADING CAUSES OF DEATHS (MORTALITY)**

1	COMMUNITY ACQUIRED PNEUMONIA HIGH RISK	5
	CEREBROVASCULAR ACCIDENT	1
	CARDIOVASCULAR DISEASE	1
2	HYPERTENSION STAGE II	1
	INTRACEREBRAL HEMORRHAGE	1
	PULMONARY TUBERCULOSIS	1
	POST. LEPTOSPIROSIS	1

**TOTAL SURGICAL OPERATIONS**

TOTAL SURGICAL OPERATIONS	:	<u>196</u>
MAJOR OPERATION (including Caesarean Sections)	:	<u>38</u>
MINOR OPERATION	:	<u>158</u>

Prepared by: *[Signature]*

**MYRNA J. KO**  
Records Officer II

Approved by:

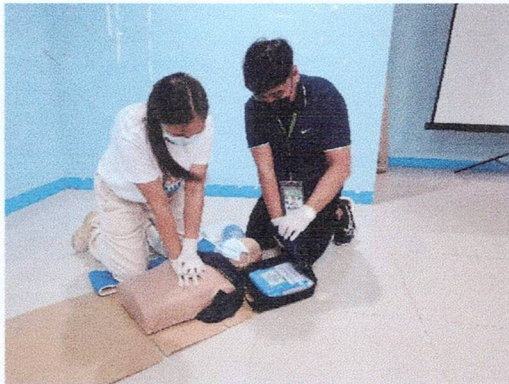
*[Signature]*  
**HERRISON O. ALEJANDRO, MD**  
Chief of Hospital




The overall participants (13) from Cauayan District Hospital passed the written (pre-test, post-test) and skills return demonstration.



Lecture and Demonstration



Return Demonstration

  
**RYAN EDIZAR M. VILLARTA, RN, MAN**  
Nurse II



# BASIC LIFE SUPPORT TRAINING







Republic of the Philippines  
PROVINCE OF ISABELA

## PGI SAFETY OFFICER(SO) AFTER-INCIDENT REPORT

**OFFICE/DEPARTMENT:**

**INCIDENT:**

**TIME AND DATE OF INCIDENT:**

**Please check:**

- I. **ARE ALL EMPLOYEES ACCOUNTED FOR?**  **YES**/ **NO**
- II. **ARE ALL CLIENTS/VISITORS ACCOUNTED FOR?**  **YES**/ **NO**
- III. **DID ANY OF YOUR CO-EMPLOYEES/VISITORS REQUIRE MEDICAL TREATMENT?**  **YES**/ **NO**
- IV. **ARE THERE ANY VISIBLE DAMAGE TO YOUR OFFICE SURROUNDINGS?**  **YES**/ **NO**
- V. **ARE THERE ANY ELECTRIC/FIRE/SAFETY HAZARD DUE TO THE INCIDENT?**  **YES**/ **NO**

**GENERAL OBSERVATION:**

The 3rd Quarter NSED is well-prepared through the full cooperation of Safety Officers, co-employees and UH Nursing Students.

**RECOMMENDATION/S (IF ANY):**

**NAME/SIGNATURE:** FERNANDO A. GAMMAD

**SAFETY OFFICER DESIGNATION:** SAFETY OFFICER I

**NOTED BY:**

HERRISON O. ALEJANDRO, MD

**OFFICE/DEPARTMENT HEAD**

\*\*\*ATTACH IMAGE IF NECESSARY\*\*\*



# EARTHQUAKE DRILL

