



Republic of the Philippines
 PROVINCE OF ISABELA
MANUEL A. ROXAS DISTRICT HOSPITAL
 San Antonio, Roxas, Isabela

OFFICE OF THE PROVINCIAL ADMINISTRATOR
 PROVINCE OF ISABELA
 3971
 JUL 01 2020

RECEIVED
 BY: 9/10/20

ANNEX A

INVENTORY OF DRUGS AND MEDICINES
 As of MAY 2020




ITEM NO.	NAME OF DRUG/MEDICINE	PARENTERALS	UNIT	BEGINNING BALANCE (Quantity)	REQUISITIONS FOR THE MONTH (RIS/PR's)	TOTAL AVAILABLE (Quantity)	ISSUANCES SERVED FOR THE MONTH (Quantity)	ENDING BALANCE (Quantity)	UNIT COST	VALUE OF INVENTORY
1	Amikacin Sulfate 50mg/ml, 2ml vial		Vial	216		216	15	201	63.18	12699.18
2	Amikacin Sulfate 125mg/ml, 2ml ampule		Ampule	0		0	0	0	0.00	0.00
3	Aminophylline 25mg/ml, 10ml ampule		Ampule	582		582	41	541	52.63	28472.83
4	Ampicillin 250mg		Vial	1845		1845	302	1543	27.08	41784.44
5	Ampicillin 500mg		Vial	3007		3007	35	2972	39.28	116740.16
6	Ampicillin Na+Sulbactam Na 750mg		Vial	0		0	0	0	244.63	0.00
7	Atropine Sulfate 1mg/ml		Ampule	746		746	4	742	29.83	22133.86
8	Benzylpenicillin Sodium 1,000,000 IU (Penicillin G)		Vial	352		352	12	340	25.56	8690.40
9	Benzylpenicillin Sodium 5,000,000 IU (Penicillin G)		Vial	443		443	0	443	29.83	13214.69
10	Budesonide 250mcg/ml		Nebule	205		205	5	200	43.94	8788.00
11	Bupivacaine HCl+Dextrose 5mg/80mg/ml		Ampule	54	4	58	54	4	784.23	3136.92
12	Calcium Gluconate 10% Vial in 10ml		Vial	0		0	0	0	41.75	0.00
13	Cefazolin 1gm Vial		Vial	63	50	113	87	26	49.97	1299.22
14	Cefuroxime 750mg Vial		Vial	2295		2295	675	1620	67.21	108880.20
15	Ceftriaxone 1gm Vial		Vial	291		291	180	111	222.30	24675.30
16	Ceftazidime 1gm Vial		Vial	636		636	13	623	181.45	113043.35
17	Chloramphenicol Na Succinate 1gm Vial		Vial	236		236	0	236	45.13	10650.68
18	Chlorphenamine Maleate 10mg/ml Amp		Ampule	157		157	3	154	19.14	2947.56
19	Clindamycin 150mg/ml x 4ml Amp		Ampule	46	10	56	46	10	326.33	3263.30
20	Clonidine HCl 75mcg/ml Amp		Ampule	0		0	0	0	131.68	0.00
21	Cloxacillin Na 500mg Vial		Vial	1310		1310	19	1291	25.90	33436.90
22	Dexamethasone NaPO ₄ 4mg/ml Amp		Ampule	228		228	10	218	54.15	11804.70
23	Diclofenac Sodium 25mg/ml Amp		Ampule	68	100	168	117	51	52.01	2652.51
24	Digoxin 250mcg/ml Amp		Ampule	446		446	0	446	410.12	182913.52
25	Diphenhydramine 50mg/ml Amp		Ampule	1300		1300	51	1249	115.19	143872.31
26	Dobutamine HCl 12.5mg/ml x 20ml vial		Ampule	10		10	0	10	313.50	3135.00
27	Dopamine HCl 40mg/ml Amp		Ampule	316		316	5	311	94.95	29529.45

ITEM NO.	NAME OF DRUG/MEDICINE	I.V. FLUIDS	UNIT	BEGINNING BALANCE (Quantity)	REQUISITIONS FOR THE MONTH (RIS/PR's)	TOTAL AVAILABLE (Quantity)	ISSUANCES SERVED FOR THE MONTH (Quantity)	ENDING BALANCE (Quantity)	UNIT COST	VALUE OF INVENTORY
64	Amino Acid with Sorbitol (Aminogen-S) 500ml		Bottle	59		59	4	55	855.00	47025.00
65	Bitagen 500ml		Bottle	0		0	0	0	0.00	0.00
66	Dextran 70% in 0.9% NaCl, 500ml		Bottle	55		55	11	44	478.80	21067.20
67	D5%- 0.3% NaCl, 500ml		Bottle	1014		1014	68	946	64.60	61111.60
68	D5%- 0.3% NaCl, 1000ml		Bottle	240		240	13	227	66.50	15095.50
69	D5%-Euro-ion (IMB), 500ml		Bottle	135		135	12	123	64.60	7945.80
70	D5% LRS, 1000ml		Bottle	907		907	716	191	66.50	12701.50
71	D5%-Normosol M, 1000ml (D ₅ NM)		Bottle	599		599	88	511	66.50	33981.50
72	D5%- 0.9% NaCl, 1000ml (D5 NSS)		Bottle	389		389	9	380	66.50	25270.00
73	D5% -Water, 500ml		Bottle	3508		3508	72	3436	64.60	221965.60
74	D5% -Water, 1000ml		Bottle	163		163	2	161	66.50	10706.50
75	D50%-Water, 50ml		Vial	49		49	9	40	32.30	1292.00
76	D10% -Water, 500ml		Bottle	117		117	68	49	64.60	3165.40
77	D ₁₀ Water 1L		Bottle	0		0	0	0	0.00	0.00
78	Mannitol I.V. 20% 500ml		Bottle	460		460	9	451	160.74	72493.74
79	Metronidazole 100mg/5ml x 100ml		Vial	930		930	82	848	66.41	56315.68
80	Plain LRS, 1000ml		Bottle	904		904	49	855	66.50	56857.50
81	Plain Saline (0.9% NaCl), 1000ml		Bottle	318	120	438	302	136	66.50	9044.00
82	Plain NSS 50ml		Vial	79		79	0	79	42.56	3362.24
83	Sterile Water for Injection 50ml		Vial	324		324	149	175	33.16	5803.00
SYRUP/SUSPENSION & ORAL DROPS										
84	Aluminum Magnesium Hydroxide 200mg/100mg/5ml x 60ml		Bottle	82		82	47	35	30.00	1050.00
85	Aluminum Magnesium Hydroxide 200mg/100mg/5ml x 120ml		Bottle	0		0	0	0	31.54	0.00
86	Ambroxol 6mg/ml x 15ml Drops		Bottle	46		46	4	42	18.00	756.00
87	Ambroxol 15mg/5ml x 60ml		Bottle	300		300	9	291	35.00	10185.00
88	Amoxicillin 100mg/ml x 10ml Drops		Bottle	180		180	6	174	33.16	5769.84
89	Amoxicillin 125mg/5ml x 60ml		Bottle	0		0	0	0	0.00	0.00
90	Amoxicillin 250mg/5ml x 60ml		Bottle	220		220	117	103	51.06	5259.18
91	Ascorbic Acid 100mg/ml x 15ml Drops		Bottle	23		23	1	22	47.36	1041.92
92	Ascorbic Acid 100mg/5ml x 60ml		Bottle	55		55	4	51	30.88	1574.88
93	Butamirate Citrate 7.5mg/5ml x 120ml		Bottle	0		0	0	0	300.00	0.00
94	Carbocistein 100mg/ml x 15ml Drops		Bottle	17		17	0	17	25.00	425.00
95	Carbocistein 100mg/5ml x 60ml		Bottle	0		0	0	0	0.00	0.00
96	Cefaclor 50mg/ml x 20ml Drops		Bottle	0		0	0	0	0.00	0.00
97	Cefaclor 250mg/5ml x 60ml		Bottle	0		0	0	0	0.00	0.00
98	Cefalexin 100mg/ml x 10 ml Drops		Bottle	119		119	16	103	69.59	7167.77
99	Cefalexin 125mg/5ml x 60ml		Bottle	0		0	0	0	0.00	0.00
100	Cefalexin 250mg/5ml x 60ml		Bottle	468		468	11	457	109.23	49918.11
101	Cefixime 25mg/ml x 10ml Drops		Bottle	0		0	0	0	0.00	0.00

ITEM NO.	NAME OF DRUG/MEDICINE SYRUP/SUSPENSION & ORAL DROPS	UNIT	BEGINNING BALANCE (Quantity)	REQUISITIONS FOR THE MONTH (RIS/PR's)	TOTAL AVAILABLE (Quantity)	ISSUANCES SERVED FOR THE MONTH (Quantity)	ENDING BALANCE (Quantity)	UNIT COST	VALUE OF INVENTORY
102	Cefuroxime 125mg/5ml x 60ml	Bottle	0		0	0	0	0.00	0.00
103	Cefuroxime 250mg/5ml x 60ml	Bottle	0		0	0	0	0.00	0.00
104	Cetirizine 2.5mg/ml x 10ml Drops	Bottle	164		164	1	163	80.00	13040.00
105	Cetirizine 5mg/ml x 60ml	Bottle	293		293	7	286	92.63	26492.18
106	Clarithromycin 125mg/5mg x 60ml	Bottle	0		0	0	0	0.00	0.00
107	Cloxacillin 250mg/5ml x 60ml	Bottle	62		62	30	32	50.60	1619.20
108	Co-Amoxiclav 250mg/62.5mg/5ml x 60ml	Bottle	27		27	6	21	221.83	4658.43
109	Cotrimoxazole 200mg/40mg/5ml x 60ml	Bottle	137		137	13	124	23.75	2945.00
110	Dicycloverine 10mg/5ml x 60ml	Bottle	0		0	0	0	22.18	0.00
111	Ferrous Sulfate 75mg/0.6ml x 15ml Drops	Bottle	55		55	8	47	37.00	1739.00
112	Ferrous Sulfate 220mg/5ml x 60ml	Bottle	23		23	12	11	50.00	550.00
113	Lactulose 3.35g/5ml x 120ml	Bottle	0		0	0	0	212.47	0.00
114	Mefenamic Acid 50mg/5ml x 60ml	Bottle	225		225	27	198	45.00	8910.00
115	Multivitamins 15ml Drops	Bottle	253		253	25	228	43.56	9931.68
116	Multivitamins 60ml	Bottle	0		0	0	0	0.00	0.00
117	Multivitamins 120ml	Bottle	18		18	9	9	88.26	794.34
118	Mebendazole 100mg/5ml x 60ml	Bottle	0		0	0	0	0.00	0.00
119	Paracetamol 100mg/ml x 15ml Drops	Bottle	181		181	10	171	32.21	5507.91
120	Paracetamol 125mg/5ml x 60ml	Bottle	0		0	0	0	0.00	0.00
121	Paracetamol 250mg/5ml x 60ml	Bottle	1285		1285	34	1251	59.33	74221.83
122	Phenylpropanolamine HCl 12.5mg/5ml x 60ml	Bottle	0		0	0	0	0.00	0.00
123	Salbutamol 2mg/5ml x 60ml	Bottle	17		17	6	11	43.70	480.70
124	Salbutamol+ Guaiafenesin 50mg/1mg/5ml x 60ml	Bottle	224		224	1	223	42.00	9366.00
	ORAL TABLET & CAPSULES								
125	Acetylcysteine 200mg Sachet	Sachet	0		0	0	0	19.62	0.00
126	Acetylcysteine 600mg Sachet	Sachet	76		76	19	57	36.81	2098.17
127	Aluminum Magnesium Hydroxide 200mg/100mg Tab	Tablet	0		0	0	0	3.42	0.00
128	Allopurinol 300mg	Tablet	324		324	31	293	11.64	3410.52
129	Ambroxol 30mg Tab	Tablet	197		197	62	135	5.00	675.00
130	Amlodipine 5mg Tab	Tablet	2682		2682	152	2530	5.13	12978.90
131	Amlodipine 10mg Tab	Tablet	2540		2540	202	2338	5.61	13116.18
132	Amoxicillin 250mg Cap	Capsule	533		533	21	512	2.38	1218.56
133	Amoxicillin 500mg Cap	Capsule	4063		4063	3150	913	3.33	3040.29
134	Ascorbic Acid 500mg Tab	Tablet	0		0	0	0	4.61	0.00
135	Aspirin 80mg Tab	Tablet	290		290	32	258	2.71	699.18
136	Atenolol 100mg Tab	Tablet	0		0	0	0	0.00	0.00
137	Atorvastatin 20mg Tab	Tablet	0		0	0	0	0.00	0.00
138	Atorvastatin Calcium 40mg Tab	Tablet	236		236	68	168	35.86	6024.48
139	Azithromycin 500mg Tab	Tablet	51		51	24	27	64.13	1731.51
140	Betahistine diHCl 16mg Tab	Tablet	80		80	3	77	28.18	2169.86
141	Bisacodyl 5mg Tab	Tablet	0		0	0	0	0.00	0.00

ITEM NO.	NAME OF DRUG/MEDICINE TABLET & CAPSULES	ORAL	UNIT	BEGINNING BALANCE (Quantity)	REQUISITIONS FOR THE MONTH (RIS/PR's)	TOTAL AVAILABLE (Quantity)	ISSUANCES SERVED FOR THE MONTH (Quantity)	ENDING BALANCE (Quantity)	UNIT COST	VALUE OF INVENTORY
142	Butamirate Citrate 50mg Tab		Tablet	569		569	16	553	20.90	11557.70
143	Captopril 25mg Tab		Tablet	255		255	29	226	2.95	666.70
144	Carbocisteine 500mg Cap		Capsule	0		0	0	0	0.00	0.00
145	Carvedilol 6.25mg Tab		Tablet	3		3	3	0	9.17	0.00
146	Carvedilol 25mg Tab		Tablet	100		100	20	80	0.00	0.00
147	Cefalexin 500mg Cap		Capsule	1184	1000	2184	1133	1051	4.75	4992.25
148	Cefuroxime 500mg Tab		Tablet	110	100	210	124	86	44.65	3839.90
149	Celecoxib 200mg Cap		Capsule	429		429	263	166	10.59	1757.94
150	Cetirizine HCl 10mg Tab		Tablet	217	200	417	164	253	9.64	2438.92
151	Chloramphenicol 500mg Cap		Capsule	311		311	0	311	3.56	1107.16
152	Chlorphenamine Maleate 4mg Tab		Tablet	0		0	0	0	0.00	0.00
153	Cinnarizine 25mg Tab		Tablet	939		939	358	581	1.95	1132.95
154	Cinnarizine 75mg Cap		Capsule	0		0	0	0	0.00	0.00
155	Ciprofloxacin 500mg Tab		Tablet	412		412	320	92	16.96	1560.32
156	Clarithromycin 500mg Tab		Tablet	91		91	0	91	26.13	2377.83
157	Clindamycin 300mg Cap		Capsule	0		0	0	0	14.68	0.00
158	Clonidine HCl 75mcg Tab		Tablet	642		642	204	438	20.37	8922.06
159	Clopidogrel 75mg Tab		Tablet	270		270	62	208	42.04	8744.32
160	Cloxacillin Sodium 500mg Cap		Capsule	608	200	808	808	0	5.04	0.00
161	Co- Amoxiclav 625mg Tab		Tablet	270	100	370	279	91	54.25	4936.75
162	Colchicine 500mcg Tab		Tablet	23		23	0	23	5.95	136.85
163	Cotrimoxazole 800mg/160mg Tab		Tablet	474		474	84	390	3.28	1279.20
164	Diclofenac Sodium 50mg Tab		Tablet	2836		2836	110	2726	3.25	8859.50
165	Dicycloverine 100mg Tab		Tablet	0		0	0	0	0.00	0.00
166	Digoxin 250mcg Tab		Tablet	740		740	3	737	6.13	4517.81
167	Diphenhydramine 50mg Cap		Capsule	0		0	0	0	0.00	0.00
168	Domperidone 10mg Tab		Tablet	30		30	30	0	7.27	0.00
169	Doxofylline 400mg Tab		Tablet	380		380	29	351	39.10	13724.10
170	Doxycycline 100mg Cap		Capsule	1		1	1	0	3.60	0.00
171	Eperisone HCl 50mg Tab		Tablet	595		595	121	474	55.72	26411.28
172	Erceflora 5ml		Respule	0		0	0	0	130.00	0.00
173	Essentiale Forte 300mg Cap		Capsule	44		44	0	44	31.00	1364.00
174	Ferrous Sulfate 500mg Cap		Capsule	835		835	388	447	24.99	11170.53
175	Ferrous Sulfate + Folic Acid 300mg/250mcg Tab		Tablet	398		398	232	166	4.75	788.50
176	Ferrous Sulfate + Folic Acid + Vit B Complex Cap		Capsule	0		0	0	0	5.70	0.00
177	Furosemide 40mg Tab		Tablet	775		775	35	740	4.16	3078.40
178	Gabapentin 300mg Cap		Capsule	30		30	30	0	20.43	0.00
179	Glibenclamide 5mg Tab		Tablet	151		151	28	123	5.00	615.00
180	Gliclazide 80mg Tab		Tablet	452		452	20	432	4.94	2134.08
181	Glimeperide 2mg Tab		Tablet	0		0	0	0	0.00	0.00

ITEM NO.	NAME OF DRUG/MEDICINE TABLET & CAPSULES	ORAL	UNIT	BEGINNING BALANCE (Quantity)	REQUISITIONS FOR THE MONTH (RIS/PR's)	TOTAL AVAILABLE (Quantity)	ISSUANCES SERVED FOR THE MONTH (Quantity)	ENDING BALANCE (Quantity)	UNIT COST	VALUE OF INVENTORY
182	Hyoscine N-Butylbromide 10mg Tab		Tablet	1848		1848	199	1649	6.13	10108.37
183	Ibuprofen 400mg Tab		Tablet	99		99	12	87	3.66	318.42
184	Isosorbide Dinitrate (Isordil) 5mg Sublingual Tab		Tablet	74		74	9	65	22.61	1469.65
185	Isosorbide Dinitrate 5mg Tab		Tablet	201		201	38	163	7.50	1222.50
186	Isosorbide Dinitrate 10mg Tab		Tablet	0		0	0	0	0.00	0.00
187	Isosorbide Mononitrate 30mg Tab		Tablet	98		98	5	93	0.00	0.00
188	Isosorbide Mononitrate 60mg Tab		Tablet	7		7	5	2	23.18	46.36
189	Isoxsuprine HCl 10mg Tab		Tablet	115		115	4	111	24.46	2715.06
190	Loperamide 2mg Cap		Capsule	0		0	0	0	0.00	0.00
191	Loratadine 10mg Tab		Tablet	0		0	0	0	17.43	0.00
192	Losartan Potassium 50mg Tab		Tablet	380	200	580	370	210	5.70	1197.00
193	Losartan + Hydrochlorotiazide 50mg/12.5mg Tab		Tablet	223		223	3	220	5.99	1317.80
194	Mefenamic Acid 250mg Cap		Capsule	737		737	102	635	1.28	812.80
195	Mefenamic Acid 500mg Cap		Capsule	2750		2750	2040	710	1.76	1249.60
196	Meloxicam 15mg Tab		Tablet	0		0	0	0	0.00	0.00
197	Metformin 500mg Tab		Tablet	63	200	263	116	147	2.90	426.30
198	Methyldopa 125mg Tab		Tablet	0		0	0	0	0.00	0.00
199	Methyldopa 250mg Tab		Tablet	608		608	53	555	20.57	11416.35
200	Methylergometrine Maleate 125mcg Tablet		Tablet	77	50	127	91	36	11.95	430.20
201	Metoprolol Tartrate 50mg Tab		Tablet	3104		3104	203	2901	1.89	5482.89
202	Metoprolol Tartrate 100mg Tab		Tablet	0		0	0	0	0.00	0.00
203	Metronidazole 500mg Tab		Tablet	307		307	62	245	2.47	605.15
204	Montelukast 5mg Tab		Tablet	0		0	0	0	10.00	0.00
205	Montelukast 10mg Tab		Tablet	109		109	78	31	16.01	496.31
206	Multivitamins Cap		Capsule	0		0	0	0	0.00	0.00
207	Multivitamins + Iron Cap		Capsule	506		506	210	296	0.00	0.00
208	Multivitamins + Minerals Cap		Capsule	0		0	0	0	5.65	0.00
209	Naproxen Sodium 400mg Tab		Tablet	128		128	0	128	2.80	358.40
210	Nifedine 5mg Cap		Capsule	68		68	40	28	2.00	56.00
211	Omeprazole 20mg Cap		Capsule	1639		1639	333	1306	5.42	7078.52
212	Omeprazole 40mg Cap		Capsule	42		42	42	0	14.92	0.00
213	Oral Rehydration Salt Sacahet		Sachet	332		332	75	257	8.93	2295.01
214	Paracetamol 500mg Tab		Tablet	1349		1349	664	685	1.62	1109.70
215	Paracetamol+Tramadol 325mg/37.5mg Tab		Tablet	0		0	0	0	20.00	0.00
216	Potassium Citrate 1.080g Tab		Tablet	32		32	12	20	18.00	360.00
217	Prednisone 5mg Tab		Tablet	0		0	0	0	0.00	0.00
218	Prednisone 10mg Tab		Tablet	0		0	0	0	0.00	0.00
219	Prednisone 20mg Tab		Tablet	0	30	30	0	30	3.80	114.00
220	Propranolol 10mg Tab		Tablet	30		30	0	30	12.49	374.70
221	Ranitidine HCl 150mg Tab		Tablet	1070		1070	0	1070	3.23	3456.10
222	Salbutamol 2mg Tab		Tablet	1665		1665	0	1665	1.81	3013.65

ITEM NO.	NAME OF DRUG/MEDICINE TABLET & CAPSULES	ORAL	UNIT	BEGINNING BALANCE (Quantity)	REQUISITIONS FOR THE MONTH (RIS/PR's)	TOTAL AVAILABLE (Quantity)	ISSUANCES SERVED FOR THE MONTH (Quantity)	ENDING BALANCE (Quantity)	UNIT COST	VALUE OF INVENTORY
223	Salbutamol + Guaifenesin 2mg/100mg Cap		Capsule	171		171	15	156	5.00	780.00
224	Sambong 250mg Tab		Tablet	0		0	0	0	0.00	0.00
225	Sambong 500mg Tab		Tablet	122		122	22	100	8.08	808.00
226	Simvastatin 20mg Tab		Tablet	160		160	82	78	5.70	444.60
227	Sodium Bicarbonate 650mg Tab		Tablet	57		57	22	35	2.57	89.95
228	Spironolactone 25mg Tab		Tablet	114		114	10	104	17.67	1837.68
229	Telmisartan 40mg Tab		Tablet	0		0	0	0	0.00	0.00
230	Tramadol 50mg Cap		Capsule	1		1	1	0	4.89	0.00
231	Tranexamic Acid 500mg Cap		Capsule	189		189	49	140	13.73	1922.20
232	Trimetazidine 35mg Tab		Tablet	84		84	20	64	16.39	1048.96
233	Vitamin B1+B6+B12 Tab		Tablet	984		984	605	379	2.57	974.03
CREAMS/OINTMENTS/OTHERS										
234	Betamethasone Oinment 0.1% 5gm		Tube	2		2	0	2	125.88	251.76
235	Erythromycin 0.5g Eye Ointment		Tube	0		0	0	0	0.00	0.00
236	Gentamicin Eye 3mg/ml (0.3% w/v) solution		Drops	55		55	1	54	110.00	5940.00
237	Mupirocin 5g Ointment		Tube	8	2	10	8	2	233.99	467.98
238	Silver Sulfadiazine 20g Cream		Tube	1		1	0	1	385.61	385.61
239	*Hydrogen Peroxide 120ml		Bottle	0	6	6	6	0	60.00	0.00
240	*Nitroglycerin 5mg/24hr Transdermal		Patch	19		19	2	17	83.33	1416.61
SUPPOSITORIES										
241	Bisacodyl 5mg Suppository, Pedia		Piece	32		32	3	29	34.20	991.80
242	Bisacodyl 10mg Suppository, Adult		Piece	90		90	14	76	56.15	4267.40
243	Glycerin Pedia Suppository		Piece	10		10	0	10	50.00	500.00
244	Paracetamol 250mg Suppository		Piece	65		65	0	65	41.80	2717.00
ANTI-RABIES VACCINES										
245	Equine (Equirab or Vinrab) (DOH)		Vial	216		216	112	104	2161.25	224770.00
246	Rabipur		Vial	0		0	0	0	0.00	0.00
247	Verorab		Vial	47	20	67	47	20	2800.00	56000.00
248	SPEEDA (DOH)		Vial	171	100	271	271	0	1900.00	0.00
249	SPEEDA (GSO)		Vial	0	100	100	96	4	0.00	0.00
REGULATED DRUGS										
250	Diazepam 5mg/ml		Ampule	73		73	6	67	100.00	6700.00
252	Midazolam 5mg/ml		Ampule	0		0	0	0	0.00	0.00
253	Nalbuphine 10mg/ml		Ampule	18		18	17	1	85.00	85.00
Prepared by:			Reviewed by:			Certified Correct:				
 RICANORA M. PARALDAG, RPh Pharmacist II			 KATHERINE ANNE G. CASINO, MBA Administrative Officer I			 EDENCITA R. PAGUIRIGAN, MD, MPH, MHcA Chief of Hospital				